

# MX125

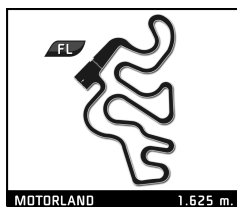
## RFME Campeonato de España de Motocross

### Manga de Clasificación

### Vuelta a vuelta

■ Mejor Personal ■ Mejor de la sesión B Cruzando la línea de meta por el pit lane.

Vlt.	Tiempo	Sector 1	Sector 2	Sector 3	Km/h	T. Sesión	Vlt.	Tiempo	Sector 1	Sector 2	Sector 3	Km/h	T. Sesión		
<b>1</b>	<b>GERARD CONGOST AGUILERA</b> GAS-GAS FACTORY RACING TEAM						GAS-GAS	4	1:39.666				58.7	6:50.081	
1	1:45.356				55.5	1:45.356	5	1:40.395				58.3	8:30.476		
2	1:40.301				58.3	3:25.657	6	1:41.680				57.5	10:12.156		
3	1:40.993				57.9	5:06.650	7	1:41.188				57.8	11:53.344		
4	1:40.359				58.3	6:47.009	8	<b>1:39.425</b>				58.8	13:32.769		
5	<b>1:39.539</b>				58.8	8:26.548	9	1:41.000				57.9	15:13.769		
6	1:41.032				57.9	10:07.580	10	1:40.695				58.1	16:54.464		
7	1:39.830				58.6	11:47.410									
8	1:39.779				58.6	13:27.189									
9	1:40.938				58.0	15:08.127									
10	1:42.040				57.3	16:50.167									
<b>10</b>	<b>VICTOR SAEZ SAMUEL</b> CONSTRUCCIONES VÍCTOR SÁEZ						KTM	<b>27</b>	<b>CARLOS JOSE TUR TUR</b> YAMAHA MOTOMON - IBIZA						YAMAHA
1	2:02.090				47.9	2:02.090	1	2:09.788				45.1	2:09.788		
2	1:47.358				54.5	3:49.448	2	1:52.553				52.0	4:02.341		
3	1:46.489				54.9	5:35.937	3	1:49.356				53.5	5:51.697		
4	1:46.164				55.1	7:22.101	4	1:49.386				53.5	7:41.083		
5	<b>1:44.055</b>				56.2	9:06.156	5	1:48.366				54.0	9:29.449		
6	1:46.329				55.0	10:52.485	6	1:47.982				54.2	11:17.431		
7	1:45.022				55.7	12:37.507	7	1:49.177				53.6	13:06.608		
8	1:45.294				55.6	14:22.801	8	1:47.195				54.6	14:53.803		
9	1:46.679				54.8	16:09.480	9	1:47.101				54.6	16:40.904		
10	1:45.669				55.4	17:55.149	10	<b>1:46.929</b>				54.7	18:27.833		
<b>12</b>	<b>FERRAN FERRE PLA</b> BRAYMART RACING TEAM						KTM	<b>28</b>	<b>IVAN GARCIA LEGUA</b>						KTM
1	2:31.050				38.7	2:31.050	1	2:11.507				44.5	2:11.507		
2	1:52.281				52.1	4:23.331	2	1:54.362				51.2	4:05.869		
3	1:51.264				52.6	6:14.595	3	1:54.085				51.3	5:59.954		
4	<b>1:50.082</b>				53.1	8:04.677	4	1:52.705				51.9	7:52.659		
5	1:52.627				51.9	9:57.304	5	1:51.036				52.7	9:43.695		
6	1:52.951				51.8	11:50.255	6	1:50.067				53.1	11:33.762		
7	1:53.165				51.7	13:43.420	7	1:51.477				52.5	13:25.239		
8	1:54.890				50.9	15:38.310	8	1:52.718				51.9	15:17.957		
9	1:53.643				51.5	17:31.953	9	<b>1:49.865</b>				53.2	17:07.822		
<b>16</b>	<b>GONZALO VARGAS PERNIA</b> TEAM JCR						YAMAHA	<b>43</b>	<b>MARC PEREZ GIMENEZ</b> PERSK RACING						KTM
1	2:03.136				47.5	2:03.136	1	2:04.469				47.0	2:04.469		
2	1:50.135				53.1	3:53.271	2	1:50.021				53.2	3:54.490		
3	1:49.073				53.6	5:42.344	3	1:50.836				52.8	5:45.326		
4	1:47.911				54.2	7:30.255	4	1:50.074				53.1	7:35.400		
5	1:49.269				53.5	9:19.524	5	1:49.330				53.5	9:24.730		
6	1:48.895				53.7	11:08.419	6	1:49.656				53.3	11:14.386		
7	1:48.614				53.9	12:57.033	7	1:48.635				53.9	13:03.021		
8	<b>1:47.517</b>				54.4	14:44.550	8	1:48.153				54.1	14:51.174		
9	1:48.550				53.9	16:33.100	9	1:48.932				53.7	16:40.106		
10	1:47.809				54.3	18:20.909	10	<b>1:47.350</b>				54.5	18:27.456		
<b>24</b>	<b>DAVID BRACERAS MARTINEZ</b> GAS-GAS FACTORY RACING TEAM						GAS-GAS	<b>68</b>	<b>UNAI LARRAÑAGA SAGREDO</b>						HUSQVARNA
1	1:49.131				53.6	1:49.131	1	2:05.773				46.5	2:05.773		
2	1:41.684				57.5	3:30.815	2	1:46.581				54.9	3:52.354		
3	1:39.600				58.7	5:10.415	3	1:46.820				54.8	5:39.174		
							4	1:47.461				54.4	7:26.635		
							5	2:12.517				44.1	9:39.152		
							6	1:47.797				54.3	11:26.949		
							7	<b>1:45.655</b>				55.4	13:12.604		
							8	1:45.807				55.3	14:58.411		
							9	1:47.009				54.7	16:45.420		



# MX125

## RFME Campeonato de España de Motocross

### Manga de Clasificación

### Vuelta a vuelta

■ Mejor Personal ■ Mejor de la sesión B Cruzando la línea de meta por el pit lane.

Vlt.	Tiempo	Sector 1	Sector 2	Sector 3	Km/h	T. Sesión
10	1:48.048				54.1	18:33.468

<b>72</b>	<b>ORIOROCA RIUS</b>					
	YAMAHA AUSIO RACING TEAM					YAMAHA

1	2:08.724				45.4	2:08.724
2	1:54.828				50.9	4:03.552
3	1:51.855				52.3	5:55.407
4	1:51.487				52.5	7:46.894
5	<b>1:51.400</b>				52.5	9:38.294
6	1:52.837				51.8	11:31.131
7	1:52.892				51.8	13:24.023
8	1:55.113				50.8	15:19.136
9	1:54.579				51.1	17:13.715

<b>83</b>	<b>ETHAN MACKENZIE LANE</b>					
	HITACHI KTM FUELLED BY MILWAUKE					KTM

1	2:06.431				46.3	2:06.431
2	1:49.289				53.5	3:55.720
3	1:47.239				54.6	5:42.959
4	1:47.950				54.2	7:30.909
5	1:45.341				55.5	9:16.250
6	1:46.410				55.0	11:02.660
7	1:46.869				54.7	12:49.529
8	1:45.494				55.5	14:35.023
9	<b>1:45.203</b>				55.6	16:20.226
10	1:46.555				54.9	18:06.781

<b>85</b>	<b>IKER MARTIN GONZALEZ</b>					
						HUSQVARNA

1	1:59.169				49.1	1:59.169
2	1:49.510				53.4	3:48.679
3	1:48.581				53.9	5:37.260
4	1:48.601				53.9	7:25.861
5	1:49.368				53.5	9:15.229
6	1:47.897				54.2	11:03.126
7	1:48.826				53.8	12:51.952
8	1:47.821				54.3	14:39.773
9	<b>1:46.791</b>				54.8	16:26.564

<b>86</b>	<b>DANIEL CASTAÑONDO IBARGUEN</b>					
	DMI TEAM					HUSQVARNA

1	1:55.580				50.6	1:55.580
2	1:44.763				55.8	3:40.343
3	1:44.864				55.8	5:25.207
4	1:46.011				55.2	7:11.218
5	1:43.800				56.4	8:55.018
6	<b>1:43.567</b>				56.5	10:38.585
7	1:44.234				56.1	12:22.819
8	1:44.694				55.9	14:07.513
9	1:45.781				55.3	15:53.294
10	1:49.526				53.4	17:42.820

<b>96</b>	<b>VICTOR ALONSO RODILLA</b>					
	YAMAHA AUSIO RACING TEAM					YAMAHA

1	1:59.539				48.9	1:59.539
2	1:43.774				56.4	3:43.313
3	1:42.518				57.1	5:25.831

Vlt.	Tiempo	Sector 1	Sector 2	Sector 3	Km/h	T. Sesión
4	1:41.782				57.5	7:07.613

5	1:42.005				57.4	8:49.618
6	1:41.938				57.4	10:31.556
7	1:41.790				57.5	12:13.346
8	1:43.202				56.7	13:56.548
9	1:42.409				57.1	15:38.957
10	<b>1:40.425</b>				58.3	17:19.382

<b>111</b>	<b>LUCAS BODEGA GOMEZ</b>					
	MOTOS ARRIBAS RACING TEAM					HUSQVARNA

1	2:10.075				45.0	2:10.075
2	1:54.026				51.3	4:04.101
3	<b>1:49.369</b>				53.5	5:53.470
4	1:49.503				53.4	7:42.973
5	1:51.381				52.5	9:34.354
6	1:54.935				50.9	11:29.289
7	1:51.580				52.4	13:20.869
8	1:55.763				50.5	15:16.632
9	1:56.042				50.4	17:12.674

<b>166</b>	<b>CESAR DE LA CASA DIAZ</b>					
	TEAMX REINA					HUSQVARNA

1	1:52.460				52.0	1:52.460
2	<b>1:44.386</b>				56.0	3:36.846
3	1:46.246				55.1	5:23.092
4	1:47.502				54.4	7:10.594

<b>207</b>	<b>ALEIX MARTI CALLEJA</b>					
	MOTOS ARRIBAS RACING TEAM					HUSQVARNA

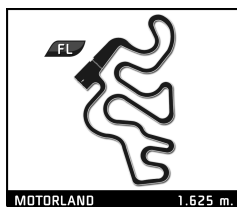
1	2:18.357				42.3	2:18.357
2	1:53.366				51.6	4:11.723
3	1:56.963				50.0	6:08.686
4	1:54.829				50.9	8:03.515
5	1:53.330				51.6	9:56.845
6	<b>1:52.450</b>				52.0	11:49.295
7	1:56.480				50.2	13:45.775
8	1:57.375				49.8	15:43.150
9	1:59.020				49.2	17:42.170

<b>223</b>	<b>DIEGO TORRIJO SIESO</b>					
	KTM DERMOTOR					KTM

1	1:47.309				54.5	1:47.309
2	1:42.843				56.9	3:30.152
3	1:43.750				56.4	5:13.902
4	1:42.448				57.1	6:56.350
5	1:42.071				57.3	8:38.421
6	1:41.721				57.5	10:20.142
7	1:41.723				57.5	12:01.865
8	1:42.535				57.1	13:44.400
9	1:43.048				56.8	15:27.448
10	<b>1:41.706</b>				57.5	17:09.154

<b>227</b>	<b>PABLO GUTIERREZ SOLIS</b>					
	MOTOCROSSCENTER TEAM					KTM

1	1:44.624				55.9	1:44.624
2	<b>1:40.253</b>				58.4	3:24.877
3	1:40.276				58.3	5:05.153



# MX125

## RFME Campeonato de España de Motocross

### Manga de Clasificación

### Vuelta a vuelta

■ Mejor Personal ■ Mejor de la sesión B Cruzando la línea de meta por el pit lane.

Vlt.	Tiempo	Sector 1	Sector 2	Sector 3	Km/h	T. Sesión
4	1:42.586				57.0	6:47.739
5	1:42.180				57.3	8:29.919
6	1:41.826				57.5	10:11.745
7	1:42.655				57.0	11:54.400
8	1:43.052				56.8	13:37.452
9	1:43.731				56.4	15:21.183
10	1:44.026				56.2	17:05.209

<b>232 UNAI AGUILO AZORIN</b>						
						KTM
1	2:01.849				48.0	2:01.849
2	1:49.300				53.5	3:51.149
3	1:47.376				54.5	5:38.525
4	1:46.864				54.7	7:25.389
5	<b>1:46.185</b>				55.1	9:11.574
6	1:46.696				54.8	10:58.270
7	1:46.581				54.9	12:44.851
8	1:47.056				54.6	14:31.907
9	1:47.347				54.5	16:19.254
10	1:50.191				53.1	18:09.445

<b>249 ALEJANDRO TERTRE BOYE</b>						
CARTERMX						KTM
1	2:00.841				48.4	2:00.841
2	1:47.284				54.5	3:48.125
3	1:45.612				55.4	5:33.737
4	<b>1:45.526</b>				55.4	7:19.263
5	1:45.830				55.3	9:05.093
6	1:46.957				54.7	10:52.050
7	1:49.014				53.7	12:41.064
8	1:48.568				53.9	14:29.632
9	1:45.951				55.2	16:15.583
10	1:49.262				53.5	18:04.845

<b>252 RAUL SANCHEZ GARCIA</b>						
YAMAHA AUSIO RACING TEAM						YAMAHA
1	2:00.179				48.7	2:00.179
2	1:45.027				55.7	3:45.206
3	1:44.305				56.1	5:29.511
4	1:43.007				56.8	7:12.518
5	1:43.359				56.6	8:55.877
6	1:45.983				55.2	10:41.860
7	1:50.288				53.0	12:32.148
8	<b>1:42.988</b>				56.8	14:15.136
9	1:45.564				55.4	16:00.700
10	1:46.494				54.9	17:47.194

<b>282 PEDRO RINO</b>						
MOMENTO TT MOTOS						KTM
1	<b>2:07.996</b>				45.7	2:07.996
2	5:41.963				17.1	7:49.959
3	3:15.233				30.0	11:05.192
4	2:19.905				41.8	13:25.097
5	4:18.598				22.6	17:43.695

<b>291 FABIO COSTA FABIO</b>						
MOMENTO TT MOTOS - JETMAR						KTM

Vlt.	Tiempo	Sector 1	Sector 2	Sector 3	Km/h	T. Sesión
1	1:51.240				52.6	1:51.240
2	<b>1:43.627</b>				56.5	3:34.867
3	1:44.337				56.1	5:19.204
4	1:46.066				55.2	7:05.270
5	1:44.065				56.2	8:49.335
6	1:45.564				55.4	10:34.899
7	1:45.422				55.5	12:20.321
8	1:45.326				55.5	14:05.647
9	1:45.078				55.7	15:50.725
10	1:47.250				54.5	17:37.975

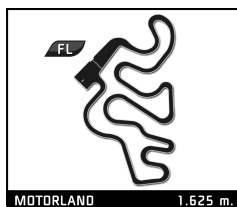
<b>299 ALBERT FONTOVA SALVIA</b>						
BRAYMART RACING TEAM						KTM
1	2:12.335				44.2	2:12.335
2	1:45.659				55.4	3:57.994
3	1:45.663				55.4	5:43.657
4	1:44.845				55.8	7:28.502
5	1:44.726				55.9	9:13.228
6	1:43.073				56.8	10:56.301
7	1:44.180				56.2	12:40.481
8	1:43.156				56.7	14:23.637
9	<b>1:43.039</b>				56.8	16:06.676
10	1:43.382				56.6	17:50.058

<b>305 ANTONIO GALLEGO RAMOS</b>						
						HUSQVARNA
1	1:54.516				51.1	1:54.516
2	<b>1:44.035</b>				56.2	3:38.551

<b>309 GUILLEM FARRÉS PLAZA</b>						
GAS-GAS FACTORY RACING TEAM						GAS-GAS
1	1:43.710				56.4	1:43.710
2	1:39.985				58.5	3:23.695
3	<b>1:38.979</b>				59.1	5:02.674
4	1:41.045				57.9	6:43.719
5	1:39.648				58.7	8:23.367
6	1:40.345				58.3	10:03.712
7	1:40.660				58.1	11:44.372
8	1:41.154				57.8	13:25.526
9	1:39.960				58.5	15:05.486
10	1:41.284				57.8	16:46.770

<b>310 VICTOR PUIG CUMI</b>						
						KTM
1	2:10.390				44.9	2:10.390
2	1:50.243				53.1	4:00.633
3	1:45.214				55.6	5:45.847
4	1:45.982				55.2	7:31.829
5	1:45.683				55.4	9:17.512
6	1:44.223				56.1	11:01.735
7	1:44.416				56.0	12:46.151
8	<b>1:44.214</b>				56.1	14:30.365
9	1:45.733				55.3	16:16.098
10	1:44.946				55.7	18:01.044

<b>315 DAVID BELTRAN YAGUE</b>						
TEAMX REINA						KTM



# MX125

## RFME Campeonato de España de Motocross

### Manga de Clasificación

### Vuelta a vuelta

■ Mejor Personal ■ Mejor de la sesión B Cruzando la línea de meta por el pit lane.

Vlt.	Tiempo	Sector 1	Sector 2	Sector 3	Km/h	T. Sesión
1	1:54.750				51.0	1:54.750
2	1:44.039				56.2	3:38.789
3	1:44.604				55.9	5:23.393
4	1:42.169				57.3	7:05.562
5	<b>1:40.392</b>				58.3	8:45.954
6	1:41.529				57.6	10:27.483
7	1:41.334				57.7	12:08.817
8	1:42.044				57.3	13:50.861
9	1:43.864				56.3	15:34.725
10	1:43.667				56.4	17:18.392

<b>319</b> QUENTIN PRUGNIERES						
BUD RACING			KAWASAKI			
1	1:48.157				54.1	1:48.157
2	<b>1:39.906</b>				58.6	3:28.063
3	1:40.600				58.2	5:08.663
4	1:40.191				58.4	6:48.854
5	1:39.978				58.5	8:28.832
6	1:41.153				57.8	10:09.985
7	1:40.679				58.1	11:50.664
8	1:40.914				58.0	13:31.578
9	1:40.680				58.1	15:12.258
10	1:40.877				58.0	16:53.135

<b>323</b> ANTONIO SAMPEDRO SANTAMARI						
TEAM SAMPEDRO - ANGEL LEIROS			YAMAHA			
1	2:07.465				45.9	2:07.465
2	1:52.735				51.9	4:00.200
3	1:50.161				53.1	5:50.361
4	1:48.644				53.8	7:39.005
5	1:48.907				53.7	9:27.912
6	1:48.501				53.9	11:16.413
7	1:49.021				53.7	13:05.434
8	<b>1:47.903</b>				54.2	14:53.337
9	1:50.762				52.8	16:44.099
10	1:48.516				53.9	18:32.615

<b>365</b> ADRIA MONNE VILES						
			KTM			
1	1:53.459				51.6	1:53.459
2	1:43.804				56.4	3:37.263
3	1:42.478				57.1	5:19.741
4	1:42.103				57.3	7:01.844
5	<b>1:40.372</b>				58.3	8:42.216
6	1:41.185				57.8	10:23.401
7	1:41.978				57.4	12:05.379
8	1:41.690				57.5	13:47.069
9	1:40.811				58.0	15:27.880
10	1:41.395				57.7	17:09.275

<b>373</b> EDGAR CANET ARDEVOL						
JEZYK RACING TEAM			KTM			
1	1:51.860				52.3	1:51.860
2	1:43.756				56.4	3:35.616
3	1:42.015				57.3	5:17.631
4	1:41.855				57.4	6:59.486
5	1:41.207				57.8	8:40.693

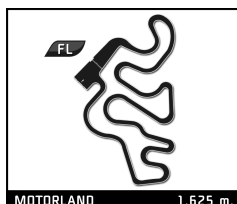
Vlt.	Tiempo	Sector 1	Sector 2	Sector 3	Km/h	T. Sesión
6	1:41.128				57.8	10:21.821
7	1:41.281				57.8	12:03.102
8	1:41.863				57.4	13:44.965
9	<b>1:40.853</b>				58.0	15:25.818
10	1:42.451				57.1	17:08.269

<b>385</b> JORGE FUENTES MARTINEZ						
MOTOXHOUSE			KTM			
1	1:58.677				49.3	1:58.677
2	1:48.009				54.2	3:46.686
3	1:48.655				53.8	5:35.341
4	1:48.844				53.7	7:24.185
5	1:48.302				54.0	9:12.487
6	1:48.351				54.0	11:00.838
7	1:48.325				54.0	12:49.163
8	1:48.677				53.8	14:37.840
9	1:47.876				54.2	16:25.716
10	<b>1:46.553</b>				54.9	18:12.269

<b>392</b> AYOSE VALDIVIA MUGICA						
DLR57			KTM			
1	2:16.120				43.0	2:16.120
2	2:01.973				48.0	4:18.093
3	2:05.304				46.7	6:23.397
4	<b>1:56.831</b>				50.1	8:20.228
5	1:58.893				49.2	10:19.121
6	2:02.206				47.9	12:21.327
7	2:01.986				48.0	14:23.313
8	2:00.388				48.6	16:23.701
9	2:01.325				48.2	18:25.026

<b>395</b> MARIO MORENO MARTIN						
TEAM MX119 FACTORY RACING			HUSQVARNA			
1	2:05.567				46.6	2:05.567
2	1:50.025				53.2	3:55.592
3	1:51.726				52.4	5:47.318
4	1:49.381				53.5	7:36.699
5	1:49.363				53.5	9:26.062
6	1:49.223				53.6	11:15.285
7	1:48.574				53.9	13:03.859
8	<b>1:45.867</b>				55.3	14:49.726
9	1:47.793				54.3	16:37.519
10	1:48.624				53.9	18:26.143

<b>397</b> DENIS CANTO SERRANO						
MOTOS DA SILVA TM RACING			---			
1	1:53.072				51.7	1:53.072
2	<b>1:44.663</b>				55.9	3:37.735
3	2:39.301				36.7	6:17.036
4	1:48.189				54.1	8:05.225
5	1:46.277				55.0	9:51.502
6	1:45.046				55.7	11:36.548
7	1:46.799				54.8	13:23.347
8	1:46.092				55.1	15:09.439
9	1:45.923				55.2	16:55.362



## MX125

### RFME Campeonato de España de Motocross

#### Manga de Clasificación

Vuelta a vuelta

■ Mejor Personal ■ Mejor de la sesión B Cruzando la línea de meta por el pit lane.

Vlt.	Tiempo	Sector 1	Sector 2	Sector 3	Km/h	T. Sesión	Vlt.	Tiempo	Sector 1	Sector 2	Sector 3	Km/h	T. Sesión	
<b>411</b>	<b>GILEN ALBISUA FUENTES</b>													
	BUD RACING ESPAÑA-A-IJSTRIDE						KTM							
1	1:56.792				50.1	1:56.792								
2	1:48.205				54.1	3:44.997								
3	1:47.436				54.5	5:32.433								
4	1:45.333				55.5	7:17.766								
5	1:45.179				55.6	9:02.945								
6	1:45.448				55.5	10:48.393								
7	<b>1:45.041</b>				55.7	12:33.434								
8	1:46.666				54.8	14:20.100								
9	1:46.234				55.1	16:06.334								
10	1:46.432				55.0	17:52.766								
<b>425</b>	<b>SAMUEL PANZANO FERRER</b>													
	JEZYK RACING TEAM						KTM							
1	2:04.118				47.1	2:04.118								
2	1:47.198				54.6	3:51.316								
3	1:46.403				55.0	5:37.719								
4	1:46.921				54.7	7:24.640								
5	<b>1:43.340</b>				56.6	9:07.980								
6	1:45.354				55.5	10:53.334								
7	1:44.939				55.7	12:38.273								
8	1:45.328				55.5	14:23.601								
9	1:46.488				54.9	16:10.089								
10	1:45.773				55.3	17:55.862								
<b>632</b>	<b>MARCOS PANZANO FERRER</b>													
	JEZYK RACING TEAM						KTM							
1	1:57.489				49.8	1:57.489								
2	1:44.150				56.2	3:41.639								
3	1:44.760				55.8	5:26.399								
4	1:43.402				56.6	7:09.801								
5	1:43.450				56.5	8:53.251								
6	1:44.499				56.0	10:37.750								
7	<b>1:42.808</b>				56.9	12:20.558								
8	1:43.101				56.7	14:03.659								
9	1:44.335				56.1	15:47.994								
10	1:45.387				55.5	17:33.381								