

# MX125

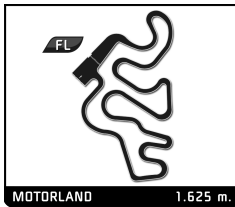
## RFME Campeonato de España de Motocross

### Manga 2

### Vuelta a vuelta

■ Mejor Personal ■ Mejor de la sesión B Cruzando la línea de meta por el pit lane.

Vlt.	Tiempo	Sector 1	Sector 2	Sector 3	Km/h	T. Sesión	Vlt.	Tiempo	Sector 1	Sector 2	Sector 3	Km/h	T. Sesión		
<b>1</b>	<b>GERARD CONGOST AGUILERA</b> GAS-GAS FACTORY RACING TEAM						GAS-GAS	<b>16</b>	<b>GONZALO VARGAS PERNIA</b> TEAM JCR						YAMAHA
1	1:45.582				55.4	1:45.582	1	2:10.958				44.7	2:10.958		
2	1:39.981				58.5	3:25.563	2	1:52.064				52.2	4:03.022		
3	<b>1:39.709</b>				58.7	5:05.272	3	1:48.795				53.8	5:51.817		
4	1:40.540				58.2	6:45.812	4	1:49.757				53.3	7:41.574		
5	1:40.666				58.1	8:26.478	5	1:50.528				52.9	9:32.102		
6	1:41.032				57.9	10:07.510	6	<b>1:47.445</b>				54.4	11:19.547		
7	1:40.511				58.2	11:48.021	7	1:50.799				52.8	13:10.346		
8	1:41.217				57.8	13:29.238	8	1:49.512				53.4	14:59.858		
9	1:41.027				57.9	15:10.265	9	1:52.161				52.2	16:52.019		
10	1:42.400				57.1	16:52.665	10	1:51.630				52.4	18:43.649		
11	1:42.170				57.3	18:34.835	11	1:52.161				52.2	20:35.810		
12	1:42.196				57.2	20:17.031	12	1:47.923				54.2	22:23.733		
13	1:44.899				55.8	22:01.930	13	1:48.295				54.0	24:12.028		
14	1:40.560				58.2	23:42.490	14	1:49.618				53.4	26:01.646		
15	1:41.647				57.6	25:24.137	15	1:47.833				54.3	27:49.479		
16	1:42.290				57.2	27:06.427	16	1:47.769				54.3	29:37.248		
17	1:44.720				55.9	28:51.147									
<b>10</b>	<b>VICTOR SAEZ SAMUEL</b> CONSTRUCCIONES VÍCTOR SÁEZ						KTM	<b>24</b>	<b>DAVID BRACERAS MARTINEZ</b> GAS-GAS FACTORY RACING TEAM						GAS-GAS
1	2:02.793				47.6	2:02.793	1	2:13.368				43.9	2:13.368		
2	1:49.759				53.3	3:52.552	2	1:48.097				54.1	4:01.465		
3	1:49.361				53.5	5:41.913	3	1:44.820				55.8	5:46.285		
4	1:47.619				54.4	7:29.532	4	1:44.032				56.2	7:30.317		
5	1:53.433				51.6	9:22.965	5	1:44.066				56.2	9:14.383		
6	<b>1:45.210</b>				55.6	11:08.175	6	1:43.063				56.8	10:57.446		
7	1:47.736				54.3	12:55.911	7	1:44.411				56.0	12:41.857		
8	1:48.221				54.1	14:44.132	8	1:43.150				56.7	14:25.007		
9	1:48.655				53.8	16:32.787	9	1:41.442				57.7	16:06.449		
10	1:47.429				54.5	18:20.216	10	1:43.144				56.7	17:49.593		
11	1:46.826				54.8	20:07.042	11	1:42.799				56.9	19:32.392		
12	1:45.362				55.5	21:52.404	12	1:41.767				57.5	21:14.159		
13	1:46.261				55.1	23:38.665	13	1:40.123				58.4	22:54.282		
14	1:48.701				53.8	25:27.366	14	1:41.848				57.4	24:36.130		
15	1:48.190				54.1	27:15.556	15	1:40.063				58.5	26:16.193		
16	1:46.972				54.7	29:02.528	16	<b>1:39.840</b>				58.6	27:56.033		
17							17	1:41.699				57.5	29:37.732		
<b>12</b>	<b>FERRAN FERRE PLA</b> BRAYMART RACING TEAM						KTM	<b>27</b>	<b>CARLOS JOSE TUR TUR</b> YAMAHA MOTOMON - IBIZA						YAMAHA
1	2:01.691				48.1	2:01.691	1	2:10.304				44.9	2:10.304		
2	<b>1:49.478</b>				53.4	3:51.169	2	1:56.134				50.4	4:06.438		
3	1:50.388				53.0	5:41.557	3	1:51.320				52.6	5:57.758		
4	1:53.124				51.7	7:34.681	4	1:52.620				51.9	7:50.378		
5	1:50.540				52.9	9:25.221	5	1:52.169				52.2	9:42.547		
6	1:50.629				52.9	11:15.850	6	1:50.197				53.1	11:32.744		
7	1:52.154				52.2	13:08.004	7	<b>1:46.536</b>				54.9	13:19.280		
8	1:51.725				52.4	14:59.729	8	1:47.749				54.3	15:07.029		
9	1:51.978				52.2	16:51.707	9	1:50.029				53.2	16:57.058		
10	1:53.549				51.5	18:45.256	10	1:49.766				53.3	18:46.824		
11	1:54.483				51.1	20:39.739	11	1:50.571				52.9	20:37.395		
12	1:54.074				51.3	22:33.813	12	1:47.844				54.2	22:25.239		
13	1:52.624				51.9	24:26.437	13	1:50.906				52.7	24:16.145		
14	1:52.899				51.8	26:19.336	14	1:48.339				54.0	26:04.484		
15	1:54.541				51.1	28:13.877	15	1:47.739				54.3	27:52.223		
16	1:57.822				49.7	30:11.699	16	1:49.045				53.6	29:41.268		



# MX125

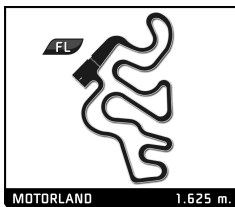
## RFME Campeonato de España de Motocross

### Manga 2

### Vuelta a vuelta

■ Mejor Personal ■ Mejor de la sesión B Cruzando la línea de meta por el pit lane.

Vlt.	Tiempo	Sector 1	Sector 2	Sector 3	Km/h	T. Sesión	Vlt.	Tiempo	Sector 1	Sector 2	Sector 3	Km/h	T. Sesión			
<b>28</b>	<b>IVAN GARCIA LEGUA</b>						KTM	<b>72</b>	<b>ORIOROCA RIUS</b>						YAMAHA AUSIO RACING TEAM	YAMAHA
1	2:14.744				43.4	2:14.744	1	2:08.109				45.7	2:08.109			
2	1:55.458				50.7	4:10.202	2	1:54.333				51.2	4:02.442			
3	1:56.250				50.3	6:06.452	3	<b>1:52.041</b>				52.2	5:54.483			
4	1:55.538				50.6	8:01.990	4	2:13.813				43.7	8:08.296			
5	1:53.307				51.6	9:55.297	5	3:56.818				24.7	12:05.114			
6	1:54.699				51.0	11:49.996	6	1:55.952				50.5	14:01.066			
7	1:56.332				50.3	13:46.328	7	1:52.558				52.0	15:53.624			
8	1:56.847				50.1	15:43.175	8	1:55.545				50.6	17:49.169			
9	1:53.941				51.3	17:37.116	9	1:55.875				50.5	19:45.044			
10	<b>1:52.447</b>				52.0	19:29.563	10	1:54.280				51.2	21:39.324			
11	1:53.705				51.4	21:23.268	11	1:55.928				50.5	23:35.252			
12	1:53.515				51.5	23:16.783	12	1:56.246				50.3	25:31.498			
13	1:54.012				51.3	25:10.795	13	1:56.025				50.4	27:27.523			
14	1:54.596				51.0	27:05.391	14	1:55.447				50.7	29:22.970			
15	1:55.885				50.5	29:01.276										
<b>43</b>	<b>MARC PEREZ GIMENEZ</b>						KTM	<b>85</b>	<b>IKER MARTIN GONZALEZ</b>						HUSQVARNA	
1	2:06.038				46.4	2:06.038	1	2:00.146				48.7	2:00.146			
2	1:50.036				53.2	3:56.074	2	1:48.669				53.8	3:48.815			
3	1:49.439				53.5	5:45.513	3	1:48.771				53.8	5:37.586			
4	1:50.599				52.9	7:36.112	4	1:50.291				53.0	7:27.877			
5	1:50.550				52.9	9:26.662	5	1:51.811				52.3	9:19.688			
6	1:50.591				52.9	11:17.253	6	1:50.003				53.2	11:09.691			
7	1:48.734				53.8	13:05.987	7	1:48.903				53.7	12:58.594			
8	<b>1:48.277</b>				54.0	14:54.264	8	1:49.069				53.6	14:47.663			
9	1:48.951				53.7	16:43.215	9	1:48.871				53.7	16:36.534			
10	1:48.509				53.9	18:31.724	10	<b>1:48.397</b>				54.0	18:24.931			
11	1:49.332				53.5	20:21.056	11	1:50.143				53.1	20:15.074			
12	1:48.724				53.8	22:09.780	12	1:50.910				52.7	22:05.984			
13	1:50.797				52.8	24:00.577	13	1:48.572				53.9	23:54.556			
14	1:50.367				53.0	25:50.944	14	1:50.231				53.1	25:44.787			
15	1:51.544				52.4	27:42.488	15	1:50.121				53.1	27:34.908			
16	1:49.500				53.4	29:31.988	16	1:52.005				52.2	29:26.913			
<b>68</b>	<b>UNAI LARRAÑAGA SAGREDO</b>						HUSQVARNA	<b>86</b>	<b>DANIEL CASTAÑONDO IBARGUEN</b>						DMI TEAM	HUSQVARNA
1	2:03.195				47.5	2:03.195	1	2:08.920				45.4	2:08.920			
2	1:46.862				54.7	3:50.057	2	1:51.867				52.3	4:00.787			
3	1:48.890				53.7	5:38.947	3	1:48.843				53.7	5:49.630			
4	1:47.861				54.2	7:26.808	4	1:47.667				54.3	7:37.297			
5	1:46.555				54.9	9:13.363	5	1:48.388				54.0	9:25.685			
6	1:47.637				54.3	11:01.000	6	1:46.356				55.0	11:12.041			
7	<b>1:45.676</b>				55.4	12:46.676	7	1:44.610				55.9	12:56.651			
8	1:46.085				55.1	14:32.761	8	1:48.026				54.2	14:44.677			
9	1:46.953				54.7	16:19.714	9	1:46.275				55.0	16:30.952			
10	1:46.569				54.9	18:06.283	10	1:45.761				55.3	18:16.713			
11	1:46.583				54.9	19:52.866	11	1:46.209				55.1	20:02.922			
12	1:47.120				54.6	21:39.986	12	1:45.929				55.2	21:48.851			
13	1:48.227				54.1	23:28.213	13	1:46.982				54.7	23:35.833			
14	1:48.604				53.9	25:16.817	14	1:47.220				54.6	25:23.053			
15	1:50.921				52.7	27:07.738	15	1:47.362				54.5	27:10.415			
16	1:49.414				53.5	28:57.152	16	<b>1:44.190</b>				56.1	28:54.605			



# MX125

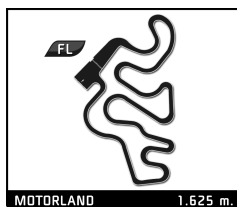
## RFME Campeonato de España de Motocross

### Manga 2

### Vuelta a vuelta

■ Mejor Personal ■ Mejor de la sesión B Cruzando la línea de meta por el pit lane.

Vlt.	Tiempo	Sector 1	Sector 2	Sector 3	Km/h	T. Sesión	Vlt.	Tiempo	Sector 1	Sector 2	Sector 3	Km/h	T. Sesión	
<b>96</b>	<b>VICTOR ALONSO RODILLA</b>							2	<b>1:53.502</b>				51.5	3:58.313
	YAMAHA AUSIO RACING TEAM							3	1:57.383				49.8	5:55.696
	YAMAHA							4	1:59.249				49.1	7:54.945
1	1:50.819				52.8	1:50.819		5	1:57.837			49.6	9:52.782	
2	1:43.555				56.5	3:34.374		6	1:56.490			50.2	11:49.272	
3	<b>1:40.874</b>				58.0	5:15.248		7	1:55.551			50.6	13:44.823	
4	1:41.776				57.5	6:57.024		8	1:57.454			49.8	15:42.277	
5	1:48.392				54.0	8:45.416		9	1:56.269			50.3	17:38.546	
6	1:41.749				57.5	10:27.165		10	1:56.685			50.1	19:35.231	
7	1:41.758				57.5	12:08.923		11	2:01.594			48.1	21:36.825	
8	1:43.748				56.4	13:52.671		12	3:10.772			30.7	24:47.597	
9	1:42.761				56.9	15:35.432		13	1:54.032			51.3	26:41.629	
10	1:42.213				57.2	17:17.645		14	2:12.288			44.2	28:53.917	
11	1:43.072				56.8	19:00.717								
12	1:42.004				57.4	20:42.721								
13	1:42.891				56.9	22:25.612								
14	1:43.429				56.6	24:09.041								
15	1:44.575				55.9	25:53.616								
16	1:43.832				56.3	27:37.448								
17	1:43.753				56.4	29:21.201								
<b>111</b>	<b>LUCAS BODEGA GOMEZ</b>							<b>216</b>						
	MOTOS ARRIBAS RACING TEAM							JUAN JOSE LLAMAS MARTINEZ						
	HUSQVARNA							YAMAHA						
1	2:22.549				41.0	2:22.549		1	2:12.804				44.0	2:12.804
2	2:08.603				45.5	4:31.152		2	<b>1:55.420</b>				50.7	4:08.224
3	<b>1:52.713</b>				51.9	6:23.865		3	1:57.156				49.9	6:05.380
4	5:21.674				18.2	11:45.539		4	1:56.081				50.4	8:01.461
5	3:55.031				24.9	15:40.570		5	1:56.931				50.0	9:58.392
6	2:13.001				44.0	17:53.571		6	1:57.197				49.9	11:55.589
7	2:17.552				42.5	20:11.123		7	1:56.976				50.0	13:52.565
8	2:25.041				40.3	22:36.164		8	1:57.882				49.6	15:50.447
9	2:06.756				46.2	24:42.920		9	1:58.438				49.4	17:48.885
10	2:17.221				42.6	27:00.141		10	2:01.880				48.0	19:50.765
11	2:11.802				44.4	29:11.943		11	1:57.980				49.6	21:48.745
								12	2:00.424				48.6	23:49.169
								13	2:03.108				47.5	25:52.277
								14	2:06.673				46.2	27:58.950
								15	2:00.784				48.4	29:59.734
<b>166</b>	<b>CESAR DE LA CASA DIAZ</b>							<b>223</b>						
	TEAMX REINA							DIEGO TORRIJO SIESO						
	HUSQVARNA							KTM DERMOTOR						
1	1:57.423				49.8	1:57.423		1	1:48.944				53.7	1:48.944
2	1:48.450				53.9	3:45.873		2	1:44.466				56.0	3:33.410
3	1:48.670				53.8	5:34.543		3	<b>1:41.650</b>				57.6	5:15.060
4	1:51.918				52.3	7:26.461		4	1:43.644				56.4	6:58.704
5	1:51.685				52.4	9:18.146		5	1:43.341				56.6	8:42.045
6	1:49.660				53.3	11:07.806		6	1:43.104				56.7	10:25.149
7	<b>1:47.617</b>				54.4	12:55.423		7	1:42.151				57.3	12:07.300
8	1:48.411				54.0	14:43.834		8	1:43.570				56.5	13:50.870
9	1:48.734				53.8	16:32.568		9	1:43.649				56.4	15:34.519
10	1:51.134				52.6	18:23.702		10	1:43.745				56.4	17:18.264
11	1:50.910				52.7	20:14.612		11	1:43.707				56.4	19:01.971
12	1:50.988				52.7	22:05.600		12	1:42.925				56.8	20:44.896
13	1:52.790				51.9	23:58.390		13	1:44.945				55.7	22:29.841
14	1:51.172				52.6	25:49.562		14	1:45.327				55.5	24:15.168
15	1:50.757				52.8	27:40.319		15	1:43.688				56.4	25:58.856
16	1:50.856				52.8	29:31.175		16	1:45.496				55.5	27:44.352
								17	1:45.986				55.2	29:30.338
<b>207</b>	<b>ALEIX MARTI CALLEJA</b>							<b>227</b>						
	MOTOS ARRIBAS RACING TEAM							PABLO GUTIERREZ SOLIS						
	HUSQVARNA							MOTOCROSSCENTER TEAM						
1	2:04.811				46.9	2:04.811		1	1:43.620				56.5	1:43.620
								2	1:39.900				58.6	3:23.520
								3	<b>1:39.599</b>				58.7	5:03.119
								4	1:41.930				57.4	6:45.049



# MX125

## RFME Campeonato de España de Motocross

### Manga 2

Vuelta a vuelta

■ Mejor Personal ■ Mejor de la sesión B Cruzando la línea de meta por el pit lane.

Vlt.	Tiempo	Sector 1	Sector 2	Sector 3	Km/h	T. Sesión	Vlt.	Tiempo	Sector 1	Sector 2	Sector 3	Km/h	T. Sesión
5	1:42.708				57.0	8:27.757	5	1:40.997				57.9	8:33.081
6	1:42.501				57.1	10:10.258	6	1:42.420				57.1	10:15.501
7	1:41.339				57.7	11:51.597	7	1:42.783				56.9	11:58.284
8	1:41.093				57.9	13:32.690	8	1:42.641				57.0	13:40.925
9	1:41.268				57.8	15:13.958	9	1:43.353				56.6	15:24.278
10	1:41.076				57.9	16:55.034	10	1:43.109				56.7	17:07.387
11	1:42.222				57.2	18:37.256	11	1:42.296				57.2	18:49.683
12	1:42.577				57.0	20:19.833	12	1:41.788				57.5	20:31.471
13	1:43.033				56.8	22:02.866	13	1:41.991				57.4	22:13.462
14	1:42.598				57.0	23:45.464	14	1:42.772				56.9	23:56.234
15	1:43.607				56.5	25:29.071	15	1:42.701				57.0	25:38.935
16	1:44.269				56.1	27:13.340	16	1:42.231				57.2	27:21.166
17	1:45.418				55.5	28:58.758	17	1:54.787				51.0	29:15.953

**232 UNAI AGUILO AZORIN** KTM

1	1:56.806				50.1	1:56.806
2	1:46.250				55.1	3:43.056
3	1:47.685				54.3	5:30.741
4	1:47.653				54.3	7:18.394
5	1:47.581				54.4	9:05.975
6	1:46.027				55.2	10:52.002
7	1:47.703				54.3	12:39.705
8	1:46.806				54.8	14:26.511
9	1:45.956				55.2	16:12.467
10	1:45.809				55.3	17:58.276
11	<b>1:44.770</b>				55.8	19:43.046
12	1:45.293				55.6	21:28.339
13	1:45.781				55.3	23:14.120
14	1:47.584				54.4	25:01.704
15	1:48.057				54.1	26:49.761
16	1:48.768				53.8	28:38.529

**282 PEDRO RINO** KTM  
MOMENTO TT MOTOS

1	2:07.251				46.0	2:07.251
2	1:52.193				52.1	3:59.444
3	<b>1:48.519</b>				53.9	5:47.963
4	1:52.332				52.1	7:40.295
5	1:48.761				53.8	9:29.056
6	5:40.363				17.2	15:09.419
7	1:55.796				50.5	17:05.215

**291 FABIO COSTA FABIO** KTM  
MOMENTO TT MOTOS - JETMAR

1	2:09.013				45.3	2:09.013
2	1:49.752				53.3	3:58.765
3	1:47.488				54.4	5:46.253
4	1:49.608				53.4	7:35.861
5	2:02.848				47.6	9:38.709
6	<b>1:45.320</b>				55.5	11:24.029
7	1:47.715				54.3	13:11.744
8	1:47.287				54.5	14:59.031
9	1:45.363				55.5	16:44.394
10	1:45.474				55.5	18:29.868
11	1:46.139				55.1	20:16.007
12	1:48.226				54.1	22:04.233
13	1:45.890				55.2	23:50.123
14	1:47.049				54.6	25:37.172
15	1:48.894				53.7	27:26.066
16	1:51.674				52.4	29:17.740

**249 ALEJANDRO TERTRE BOYE** KTM  
CARTERMX

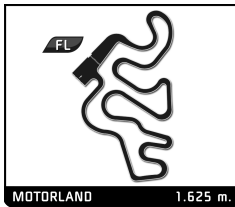
1	2:03.940				47.2	2:03.940
2	1:47.327				54.5	3:51.267
3	<b>1:44.840</b>				55.8	5:36.107
4	1:47.151				54.6	7:23.258
5	1:47.205				54.6	9:10.463
6	1:45.976				55.2	10:56.439
7	1:47.136				54.6	12:43.575
8	1:46.320				55.0	14:29.895
9	1:46.473				54.9	16:16.368
10	1:47.286				54.5	18:03.654
11	1:47.373				54.5	19:51.027
12	1:47.141				54.6	21:38.168
13	1:49.108				53.6	23:27.276
14	1:49.087				53.6	25:16.363
15	1:46.916				54.7	27:03.279
16	1:46.520				54.9	28:49.799

**299 ALBERT FONTOVA SALVIA** KTM  
BRAYMART RACING TEAM

1	1:49.941				53.2	1:49.941
2	1:41.866				57.4	3:31.807
3	1:41.378				57.7	5:13.185
4	1:41.679				57.5	6:54.864
5	1:43.328				56.6	8:38.192
6	1:43.684				56.4	10:21.876
7	1:41.596				57.6	12:03.472
8	1:42.201				57.2	13:45.673
9	<b>1:41.000</b>				57.9	15:26.673
10	1:42.176				57.3	17:08.849
11	1:41.927				57.4	18:50.776
12	1:42.124				57.3	20:32.900
13	1:42.640				57.0	22:15.540

**252 RAUL SANCHEZ GARCIA** YAMAHA  
YAMAHA AUSIO RACING TEAM

1	1:49.149				53.6	1:49.149
2	1:41.589				57.6	3:30.738
3	<b>1:40.228</b>				58.4	5:10.966
4	1:41.118				57.9	6:52.084



# MX125

## RFME Campeonato de España de Motocross

### Manga 2

### Vuelta a vuelta

■ Mejor Personal ■ Mejor de la sesión B Cruzando la línea de meta por el pit lane.

Vlt.	Tiempo	Sector 1	Sector 2	Sector 3	Km/h	T. Sesión
14	1:43.128				56.7	23:58.668
15	1:42.945				56.8	25:41.613
16	1:44.695				55.9	27:26.308
17	1:46.500				54.9	29:12.808

305 ANTONIO GALLEGO RAMOS						
HUSQVARNA						
Vlt.	Tiempo	Sector 1	Sector 2	Sector 3	Km/h	T. Sesión
1	2:02.280				47.8	2:02.280
2	1:46.901				54.7	3:49.181
3	1:45.881				55.3	5:35.062
4	1:45.633				55.4	7:20.695
5	1:46.522				54.9	9:07.217
6	1:44.962				55.7	10:52.179
7	1:44.175				56.2	12:36.354
8	1:44.306				56.1	14:20.660
9	1:43.742				56.4	16:04.402
10	1:45.905				55.2	17:50.307
11	1:45.358				55.5	19:35.665
12	1:44.471				56.0	21:20.136
13	1:44.360				56.1	23:04.496
14	1:45.015				55.7	24:49.511
15	1:47.935				54.2	26:37.446
16	1:49.790				53.3	28:27.236

309 GUILLEM FARRÉS PLAZA						
GAS-GAS FACTORY RACING TEAM						
GAS-GAS						
Vlt.	Tiempo	Sector 1	Sector 2	Sector 3	Km/h	T. Sesión
1	1:44.072				56.2	1:44.072
2	1:38.235				59.6	3:22.307
3	1:38.929				59.1	5:01.236
4	1:39.543				58.8	6:40.779
5	1:40.353				58.3	8:21.132
6	1:41.201				57.8	10:02.333
7	1:39.970				58.5	11:42.303
8	1:39.805				58.6	13:22.108
9	1:39.413				58.8	15:01.521
10	1:39.049				59.1	16:40.570
11	1:40.352				58.3	18:20.922
12	1:39.276				58.9	20:00.198
13	1:40.990				57.9	21:41.188
14	1:40.700				58.1	23:21.888
15	1:41.279				57.8	25:03.167
16	1:40.755				58.1	26:43.922
17	1:42.003				57.4	28:25.925

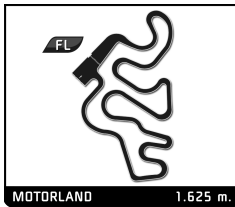
310 VÍCTOR PUIG CUMI						
KTM						
Vlt.	Tiempo	Sector 1	Sector 2	Sector 3	Km/h	T. Sesión
1	1:55.218				50.8	1:55.218
2	1:43.847				56.3	3:39.065
3	1:42.737				56.9	5:21.802
4	1:43.547				56.5	7:05.349
5	1:43.112				56.7	8:48.461
6	1:42.997				56.8	10:31.458
7	1:41.753				57.5	12:13.211
8	1:41.702				57.5	13:54.913
9	1:45.002				55.7	15:39.915
10	1:42.562				57.0	17:22.477
11	1:42.270				57.2	19:04.747
12	1:42.403				57.1	20:47.150

Vlt.	Tiempo	Sector 1	Sector 2	Sector 3	Km/h	T. Sesión
13	1:43.683				56.4	22:30.833
14	1:42.682				57.0	24:13.515
15	1:43.103				56.7	25:56.618
16	1:44.965				55.7	27:41.583
17	1:44.675				55.9	29:26.258

315 DAVID BELTRAN YAGUE						
TEAMX REINA						
KTM						
Vlt.	Tiempo	Sector 1	Sector 2	Sector 3	Km/h	T. Sesión
1	1:47.105				54.6	1:47.105
2	1:41.737				57.5	3:28.842
3	1:40.903				58.0	5:09.745
4	1:40.549				58.2	6:50.294
5	1:41.165				57.8	8:31.459
6	1:41.034				57.9	10:12.493
7	1:43.245				56.7	11:55.738
8	1:42.394				57.1	13:38.132
9	1:42.154				57.3	15:20.286
10	1:42.750				56.9	17:03.036
11	1:42.155				57.3	18:45.191
12	1:41.883				57.4	20:27.074
13	1:43.006				56.8	22:10.080
14	1:42.808				56.9	23:52.888
15	1:42.255				57.2	25:35.143
16	1:42.797				56.9	27:17.940
17	1:43.495				56.5	29:01.435

319 QUENTIN PRUGNIERES						
BUD RACING						
KAWASAKI						
Vlt.	Tiempo	Sector 1	Sector 2	Sector 3	Km/h	T. Sesión
1	1:55.767				50.5	1:55.767
2	1:40.171				58.4	3:35.938
3	1:40.249				58.4	5:16.187
4	1:41.697				57.5	6:57.884
5	1:41.030				57.9	8:38.914
6	1:41.984				57.4	10:20.898
7	1:38.611				59.3	11:59.509
8	1:42.267				57.2	13:41.776
9	1:39.464				58.8	15:21.240
10	1:41.047				57.9	17:02.287
11	1:41.566				57.6	18:43.853
12	1:41.735				57.5	20:25.588
13	1:40.965				57.9	22:06.553
14	1:41.438				57.7	23:47.991
15	1:41.755				57.5	25:29.746
16	1:42.410				57.1	27:12.156
17	1:42.836				56.9	28:54.992

323 ANTONIO SAMPEDRO SANTAMARI						
TEAM SAMPEDRO - ANGEL LEIROS						
YAMAHA						
Vlt.	Tiempo	Sector 1	Sector 2	Sector 3	Km/h	T. Sesión
1	2:11.534				44.5	2:11.534
2	1:53.520				51.5	4:05.054
3	1:51.364				52.5	5:56.418
4	1:52.645				51.9	7:49.063
5	1:52.180				52.1	9:41.243
6	1:52.327				52.1	11:33.570
7	1:52.339				52.1	13:25.909
8	1:54.179				51.2	15:20.088
9	1:54.314				51.2	17:14.402
10	1:56.095				50.4	19:10.497



# MX125

## RFME Campeonato de España de Motocross

### Manga 2

Vuelta a vuelta

■ Mejor Personal ■ Mejor de la sesión B Cruzando la línea de meta por el pit lane.

Vlt.	Tiempo	Sector 1	Sector 2	Sector 3	Km/h	T. Sesión
11	1:51.280				52.6	21:01.777
12	<b>1:48.695</b>				53.8	22:50.472
13	1:55.735				50.5	24:46.207
14	1:52.362				52.1	26:38.569
15	1:49.466				53.4	28:28.035

**365** ADRIA MONNE VILES KTM

1	1:52.374				52.1	1:52.374
2	1:42.891				56.9	3:35.265
3	1:42.852				56.9	5:18.117
4	1:42.223				57.2	7:00.340
5	1:43.452				56.5	8:43.792
6	1:42.151				57.3	10:25.943
7	1:41.979				57.4	12:07.922
8	1:43.423				56.6	13:51.345
9	1:44.867				55.8	15:36.212
10	1:42.858				56.9	17:19.070
11	1:43.218				56.7	19:02.288
12	1:43.065				56.8	20:45.353
13	<b>1:41.763</b>				57.5	22:27.116
14	1:42.180				57.3	24:09.296
15	1:44.734				55.9	25:54.030
16	1:44.441				56.0	27:38.471
17	1:43.958				56.3	29:22.429

**373** EDGAR CANET ARDEVOL KTM

JEZYK RACING TEAM

1	1:53.245				51.7	1:53.245
2	1:44.551				56.0	3:37.796
3	1:41.821				57.5	5:19.617
4	1:42.612				57.0	7:02.229
5	1:42.846				56.9	8:45.075
6	1:41.774				57.5	10:26.849
7	<b>1:41.647</b>				57.6	12:08.496
8	1:44.450				56.0	13:52.946
9	1:45.550				55.4	15:38.496
10	1:41.793				57.5	17:20.289
11	1:43.141				56.7	19:03.430
12	1:42.552				57.0	20:45.982
13	1:42.327				57.2	22:28.309
14	1:42.257				57.2	24:10.566
15	1:44.332				56.1	25:54.898
16	1:46.196				55.1	27:41.094
17	1:42.753				56.9	29:23.847

**385** JORGE FUENTES MARTINEZ KTM

MOTOXHOUSE

1	2:05.128				46.8	2:05.128
2	1:49.907				53.2	3:55.035
3	1:49.097				53.6	5:44.132
4	1:49.344				53.5	7:33.476
5	1:48.589				53.9	9:22.065
6	1:49.644				53.4	11:11.709
7	1:49.428				53.5	13:01.137
8	<b>1:47.840</b>				54.2	14:48.977
9	1:48.160				54.1	16:37.137
10	1:48.991				53.7	18:26.128

Vlt.	Tiempo	Sector 1	Sector 2	Sector 3	Km/h	T. Sesión
11	1:50.618				52.9	20:16.746
12	1:51.684				52.4	22:08.430
13	1:51.463				52.5	23:59.893
14	1:50.656				52.9	25:50.549
15	1:50.190				53.1	27:40.739
16	1:50.707				52.8	29:31.446

**392** AYOSE VALDIVIA MUGICA KTM

DLR57

1	2:06.561				46.2	2:06.561
2	<b>1:50.320</b>				53.0	3:56.881

**395** MARIO MORENO MARTIN HUSQVARNA

TEAM MX119 FACTORY RACING

1	2:10.996				44.7	2:10.996
2	1:53.214				51.7	4:04.210
3	1:51.832				52.3	5:56.042
4	1:48.032				54.2	7:44.074
5	1:49.844				53.3	9:33.918
6	1:47.378				54.5	11:21.296
7	1:49.696				53.3	13:10.992
8	1:49.830				53.3	15:00.822
9	1:47.857				54.2	16:48.679
10	<b>1:47.258</b>				54.5	18:35.937
11	1:48.442				53.9	20:24.379
12	1:50.751				52.8	22:15.130
13	1:48.554				53.9	24:03.684
14	1:48.844				53.7	25:52.528
15	1:51.501				52.5	27:44.029
16	1:49.685				53.3	29:33.714

**397** DENIS CANTO SERRANO ---

MOTOS DA SILVA TM RACING

1	1:57.819				49.7	1:57.819
2	1:45.538				55.4	3:43.357
3	1:44.395				56.0	5:27.752
4	1:45.077				55.7	7:12.829
5	1:46.257				55.1	8:59.086
6	1:46.129				55.1	10:45.215
7	1:45.535				55.4	12:30.750
8	1:46.298				55.0	14:17.048
9	1:43.445				56.6	16:00.493
10	1:46.153				55.1	17:46.646
11	1:44.594				55.9	19:31.240
12	1:44.261				56.1	21:15.501
13	<b>1:43.301</b>				56.6	22:58.802
14	1:44.407				56.0	24:43.209
15	1:46.266				55.1	26:29.475
16	1:45.491				55.5	28:14.966
17	1:49.810				53.3	30:04.776

**411** GILEN ALBISUA FUENTES KTM

BUD RACING ESPAÑA-IJSTRIDE

1	1:58.803				49.2	1:58.803
2	1:47.639				54.3	3:46.442
3	1:49.218				53.6	5:35.660
4	1:46.783				54.8	7:22.443



## MX125

### RFME Campeonato de España de Motocross

#### Mangua 2

#### Vuelta a vuelta

■ Mejor Personal ■ Mejor de la sesión B Cruzando la línea de meta por el pit lane.

Vlt.	Tiempo	Sector 1	Sector 2	Sector 3	Km/h	T. Sesión	Vlt.	Tiempo	Sector 1	Sector 2	Sector 3	Km/h	T. Sesión
5	1:46.662				54.8	9:09.105							
6	1:45.460				55.5	10:54.565							
7	1:46.949				54.7	12:41.514							
8	1:46.644				54.9	14:28.158							
9	<b>1:45.405</b>				55.5	16:13.563							
10	1:46.270				55.0	17:59.833							
11	1:45.916				55.2	19:45.749							
12	1:48.089				54.1	21:33.838							
13	1:47.032				54.7	23:20.870							
14	1:46.680				54.8	25:07.550							
15	1:46.817				54.8	26:54.367							
16	1:47.452				54.4	28:41.819							

### 425 SAMUEL PANZANO FERRER

JEZYK RACING TEAM

KTM

1	2:09.709				45.1	2:09.709
2	1:50.549				52.9	4:00.258
3	1:49.159				53.6	5:49.417
4	1:49.034				53.7	7:38.451
5	1:49.150				53.6	9:27.601
6	1:48.789				53.8	11:16.390
7	1:47.655				54.3	13:04.045
8	<b>1:46.979</b>				54.7	14:51.024
9	1:47.343				54.5	16:38.367
10	1:48.915				53.7	18:27.282
11	1:51.038				52.7	20:18.320
12	1:51.226				52.6	22:09.546
13	1:52.703				51.9	24:02.249
14	1:51.313				52.6	25:53.562
15	1:52.065				52.2	27:45.627
16	1:49.541				53.4	29:35.168

### 632 MARCOS PANZANO FERRER

JEZYK RACING TEAM

KTM

1	2:05.418				46.6	2:05.418
2	1:46.435				55.0	3:51.853
3	1:46.119				55.1	5:37.972
4	1:46.147				55.1	7:24.119
5	1:45.583				55.4	9:09.702
6	<b>1:44.235</b>				56.1	10:53.937
7	1:44.967				55.7	12:38.904
8	1:45.481				55.5	14:24.385
9	1:45.975				55.2	16:10.360
10	1:45.257				55.6	17:55.617
11	1:46.454				55.0	19:42.071
12	1:44.862				55.8	21:26.933
13	1:45.349				55.5	23:12.282
14	1:46.008				55.2	24:58.290
15	1:48.311				54.0	26:46.601
16	1:47.691				54.3	28:34.292