

MX125

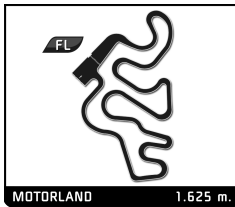
RFME Campeonato de España de Motocross

Manga 1

Vuelta a vuelta

■ Mejor Personal ■ Mejor de la sesión B Cruzando la línea de meta por el pit lane.

Vlt.	Tiempo	Sector 1	Sector 2	Sector 3	Km/h	T. Sesión	Vlt.	Tiempo	Sector 1	Sector 2	Sector 3	Km/h	T. Sesión	
1	GERARD CONGOST AGUILERA							1	2:05.069				46.8	2:05.069
	GAS-GAS FACTORY RACING TEAM							2	1:51.050				52.7	3:56.119
	GAS-GAS							3	1:49.915				53.2	5:46.034
1	1:42.884				56.9	1:42.884	4	1:49.928				53.2	7:35.962	
2	1:38.642				59.3	3:21.526	5	1:49.904				53.2	9:25.866	
3	1:40.301				58.3	5:01.827	6	1:49.023				53.7	11:14.889	
4	1:41.597				57.6	6:43.424	7	1:48.114				54.1	13:03.003	
5	1:40.050				58.5	8:23.474	8	1:49.359				53.5	14:52.362	
6	1:40.972				57.9	10:04.446	9	1:50.348				53.0	16:42.710	
7	1:40.582				58.2	11:45.028	10	1:49.528				53.4	18:32.238	
8	1:42.083				57.3	13:27.111	11	1:50.797				52.8	20:23.035	
9	1:42.133				57.3	15:09.244	12	1:49.716				53.3	22:12.751	
10	1:43.926				56.3	16:53.170	13	1:49.219				53.6	24:01.970	
11	1:41.382				57.7	18:34.552	14	1:50.065				53.2	25:52.035	
12	1:41.088				57.9	20:15.640	15	1:50.697				52.8	27:42.732	
13	1:41.348				57.7	21:56.988	16	1:50.824				52.8	29:33.556	
14	1:43.843				56.3	23:40.831								
15	1:43.766				56.4	25:24.597								
16	1:43.315				56.6	27:07.912								
17	1:44.061				56.2	28:51.973								
10	VICTOR SAEZ SAMUEL							24	DAVID BRACERAS MARTINEZ					
	CONSTRUCCIONES VÍCTOR SÁEZ								GAS-GAS FACTORY RACING TEAM					
	KTM								GAS-GAS					
1	2:07.179				46.0	2:07.179	1	1:44.811				55.8	1:44.811	
2	1:48.508				53.9	3:55.687	2	1:39.080				59.0	3:23.891	
3	1:53.918				51.4	5:49.605	3	1:38.920				59.1	5:02.811	
4	1:45.523				55.4	7:35.128	4	1:39.023				59.1	6:41.834	
5	1:45.998				55.2	9:21.126	5	1:39.359				58.9	8:21.193	
6	1:45.786				55.3	11:06.912	6	1:41.031				57.9	10:02.224	
7	1:45.937				55.2	12:52.849	7	1:39.173				59.0	11:41.397	
8	1:45.604				55.4	14:38.453	8	1:39.378				58.9	13:20.775	
9	1:51.562				52.4	16:30.015	9	1:42.835				56.9	15:03.610	
10	1:47.136				54.6	18:17.151	10	1:40.468				58.2	16:44.078	
11	1:48.874				53.7	20:06.025	11	1:40.768				58.1	18:24.846	
12	1:50.036				53.2	21:56.061	12	1:41.409				57.7	20:06.255	
13	1:50.791				52.8	23:46.852	13	1:41.232				57.8	21:47.487	
14	1:54.697				51.0	25:41.549	14	1:41.423				57.7	23:28.910	
15	1:47.516				54.4	27:29.065	15	1:41.601				57.6	25:10.511	
16	1:49.560				53.4	29:18.625	16	1:41.417				57.7	26:51.928	
							17	1:42.404				57.1	28:34.332	
12	FERRAN FERRE PLA							27	CARLOS JOSE TUR TUR					
	BRAYMART RACING TEAM								YAMAHA MOTOMON - IBIZA					
	KTM								YAMAHA					
1	2:00.667				48.5	2:00.667	1	2:06.298				46.3	2:06.298	
2	1:51.357				52.5	3:52.024	2	1:51.303				52.6	3:57.601	
3	1:51.426				52.5	5:43.450	3	2:00.328				48.6	5:57.929	
4	1:49.776				53.3	7:33.226	4	1:49.833				53.3	7:47.762	
5	1:53.356				51.6	9:26.582	5	1:48.148				54.1	9:35.910	
6	2:20.264				41.7	11:46.846	6	1:48.813				53.8	11:24.723	
7	6:15.560				15.6	18:02.406	7	1:49.398				53.5	13:14.121	
8	2:14.191				43.6	20:16.597	8	1:51.553				52.4	15:05.674	
9	2:09.345				45.2	22:25.942	9	1:52.410				52.0	16:58.084	
10	2:15.646				43.1	24:41.588	10	1:51.576				52.4	18:49.660	
11	2:10.288				44.9	26:51.876	11	1:53.015				51.8	20:42.675	
12	2:05.391				46.7	28:57.267	12	1:49.404				53.5	22:32.079	
							13	1:51.384				52.5	24:23.463	
							14	1:50.223				53.1	26:13.686	
							15	2:01.723				48.1	28:15.409	
							16	2:03.002				47.6	30:18.411	
16	GONZALO VARGAS PERNIA							28	IVAN GARCIA LEGUA					
	TEAM JCR								KTM					
	YAMAHA													



MX125

RFME Campeonato de España de Motocross

Manga 1

Vuelta a vuelta

■ Mejor Personal ■ Mejor de la sesión B Cruzando la línea de meta por el pit lane.

Vlt.	Tiempo	Sector 1	Sector 2	Sector 3	Km/h	T. Sesión	Vlt.	Tiempo	Sector 1	Sector 2	Sector 3	Km/h	T. Sesión
1	2:11.766				44.4	2:11.766	6	1:51.041				52.7	11:23.932
2	1:52.939				51.8	4:04.705	7	1:49.407				53.5	13:13.339
3	1:52.842				51.8	5:57.547	8	1:51.642				52.4	15:04.981
4	1:52.636				51.9	7:50.183	9	1:52.224				52.1	16:57.205
5	2:17.299				42.6	10:07.482	10	1:51.616				52.4	18:48.821
6	1:56.734				50.1	12:04.216	11	1:53.562				51.5	20:42.383
7	1:57.769				49.7	14:01.985	12	1:54.798				51.0	22:37.181
8	3:29.190				28.0	17:31.175	13	1:55.929				50.5	24:33.110
9	1:59.471				49.0	19:30.646	14	1:56.847				50.1	26:29.957
10	1:54.179				51.2	21:24.825	15	1:56.499				50.2	28:26.456
11	2:00.678				48.5	23:25.503	16	1:59.283				49.0	30:25.739
12	2:03.215				47.5	25:28.718							
13	2:13.484				43.8	27:42.202							
14	2:06.479				46.3	29:48.681							

43 **MARC PEREZ GIMENEZ**
PERSK RACING KTM

1	1:59.672	48.9	1:59.672
2	1:50.081	53.1	3:49.753
3	1:49.355	53.5	5:39.108
4	1:50.715	52.8	7:29.823
5	1:49.362	53.5	9:19.185
6	1:48.304	54.0	11:07.489
7	1:50.335	53.0	12:57.824
8	1:50.963	52.7	14:48.787
9	1:51.490	52.5	16:40.277
10	1:51.095	52.7	18:31.372
11	1:50.690	52.9	20:22.062
12	1:49.885	53.2	22:11.947
13	1:49.587	53.4	24:01.534
14	1:50.004	53.2	25:51.538
15	1:50.838	52.8	27:42.376
16	1:49.191	53.6	29:31.567

68 **UNAI LARRAÑAGA SAGREDO**
HUSQVARNA

1	2:34.959	37.8	2:34.959
2	1:47.717	54.3	4:22.676
3	1:47.627	54.4	6:10.303
4	1:46.734	54.8	7:57.037
5	1:48.007	54.2	9:45.044
6	1:46.286	55.0	11:31.330
7	1:46.417	55.0	13:17.747
8	1:48.795	53.8	15:06.542
9	1:48.348	54.0	16:54.890
10	1:47.228	54.6	18:42.118
11	1:51.772	52.3	20:33.890
12	1:49.282	53.5	22:23.172
13	1:51.040	52.7	24:14.212
14	5:09.533	18.9	29:23.745

72 **ORIOLO ROCA RIUS**
YAMAHA AUSIO RACING TEAM YAMAHA

1	2:08.005	45.7	2:08.005
2	1:52.937	51.8	4:00.942
3	1:51.097	52.7	5:52.039
4	1:49.667	53.3	7:41.706
5	1:51.185	52.6	9:32.891

83 **ETHAN MACKENZIE LANE**
HITACHI KTM FUELLED BY MILWAUKEE KTM

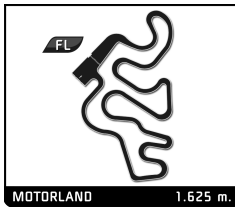
1	2:03.726	47.3	2:03.726
2	2:30.755	38.8	4:34.481
3	1:54.114	51.3	6:28.595

85 **IKER MARTIN GONZALEZ**
HUSQVARNA

1	2:01.328	48.2	2:01.328
2	1:47.602	54.4	3:48.930
3	1:46.198	55.1	5:35.128
4	1:45.588	55.4	7:20.716
5	1:46.549	54.9	9:07.265
6	1:52.001	52.2	10:59.266
7	1:43.936	56.3	12:43.202
8	1:45.159	55.6	14:28.361
9	1:47.635	54.4	16:15.996
10	1:47.632	54.4	18:03.628
11	1:47.636	54.3	19:51.264
12	1:44.510	56.0	21:35.774
13	1:56.598	50.2	23:32.372
14	1:53.430	51.6	25:25.802
15	1:52.892	51.8	27:18.694
16	1:53.666	51.5	29:12.360

86 **DANIEL CASTAÑONDO IBARGUEN**
DMI TEAM HUSQVARNA

1	1:53.044	51.7	1:53.044
2	1:45.362	55.5	3:38.406
3	1:43.940	56.3	5:22.346
4	1:44.586	55.9	7:06.932
5	1:43.666	56.4	8:50.598
6	1:46.488	54.9	10:37.086
7	1:45.179	55.6	12:22.265
8	1:45.231	55.6	14:07.496
9	1:47.615	54.4	15:55.111
10	1:44.834	55.8	17:39.945
11	1:46.011	55.2	19:25.956
12	1:45.671	55.4	21:11.627
13	1:45.523	55.4	22:57.150
14	1:46.920	54.7	24:44.070
15	1:46.533	54.9	26:30.603
16	1:46.903	54.7	28:17.506
17	1:49.298	53.5	30:06.804



MX125

RFME Campeonato de España de Motocross

Manga 1

Vuelta a vuelta

■ Mejor Personal ■ Mejor de la sesión B Cruzando la línea de meta por el pit lane.

Vlt.	Tiempo	Sector 1	Sector 2	Sector 3	Km/h	T. Sesión
96	VICTOR ALONSO RODILLA					
	YAMAHA AUSIO RACING TEAM			YAMAHA		
1	1:51.030				52.7	1:51.030
2	1:42.221				57.2	3:33.251
3	1:41.606				57.6	5:14.857
4	1:40.329				58.3	6:55.186
5	1:39.539				58.8	8:34.725
6	1:40.178				58.4	10:14.903
7	1:40.584				58.2	11:55.487
8	1:41.345				57.7	13:36.832
9	1:41.297				57.8	15:18.129
10	1:43.108				56.7	17:01.237
11	1:42.515				57.1	18:43.752
12	1:42.297				57.2	20:26.049
13	1:42.747				56.9	22:08.796
14	1:42.448				57.1	23:51.244
15	1:43.415				56.6	25:34.659
16	1:43.160				56.7	27:17.819
17	1:43.474				56.5	29:01.293

111	LUCAS BODEGA GOMEZ					
	MOTOS ARRIBAS RACING TEAM			HUSQVARNA		
1	2:04.741				46.9	2:04.741
2	2:00.444				48.6	4:05.185
3	1:50.309				53.0	5:55.494
4	1:51.101				52.7	7:46.595

207	ALEIX MARTI CALLEJA					
	MOTOS ARRIBAS RACING TEAM			HUSQVARNA		
1	2:34.646				37.8	2:34.646
2	1:58.909				49.2	4:33.555
3	2:36.677				37.3	7:10.232
4	1:57.424				49.8	9:07.656
5	2:01.759				48.0	11:09.415
6	1:58.512				49.4	13:07.927
7	2:02.032				47.9	15:09.959
8	3:54.730				24.9	19:04.689
9	1:59.574				48.9	21:04.263
10	2:00.758				48.4	23:05.021
11	2:10.174				44.9	25:15.195
12	2:02.587				47.7	27:17.782
13	2:05.232				46.7	29:23.014

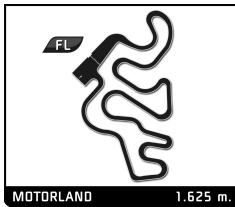
216	JUAN JOSE LLAMAS MARTINEZ					
				YAMAHA		
1	2:10.970				44.7	2:10.970
2	1:57.234				49.9	4:08.204
3	1:56.087				50.4	6:04.291
4	1:55.091				50.8	7:59.382
5	1:54.968				50.9	9:54.350
6	1:55.761				50.5	11:50.111
7	2:00.736				48.5	13:50.847
8	1:55.776				50.5	15:46.623
9	1:56.643				50.2	17:43.266
10	1:57.057				50.0	19:40.323
11	1:57.660				49.7	21:37.983

12	1:58.768				49.3	23:36.751
13	2:00.832				48.4	25:37.583
14	2:02.150				47.9	27:39.733
15	2:00.256				48.6	29:39.989

223	DIEGO TORRIJO SIESO					
	KTM DERMOTOR			KTM		
1	1:49.157				53.6	1:49.157
2	1:46.499				54.9	3:35.656
3	1:43.660				56.4	5:19.316
4	1:43.404				56.6	7:02.720
5	1:43.322				56.6	8:46.042
6	1:43.163				56.7	10:29.205
7	1:42.981				56.8	12:12.186
8	1:44.529				56.0	13:56.715
9	1:47.287				54.5	15:44.002
10	1:45.631				55.4	17:29.633
11	1:45.659				55.4	19:15.292
12	1:45.828				55.3	21:01.120
13	1:45.776				55.3	22:46.896
14	1:47.531				54.4	24:34.427
15	1:45.910				55.2	26:20.337
16	1:46.609				54.9	28:06.946
17	1:48.049				54.1	29:54.995

227	PABLO GUTIERREZ SOLIS					
	MOTOCROSSCENTER TEAM			KTM		
1	1:52.525				52.0	1:52.525
2	1:42.488				57.1	3:35.013
3	1:41.851				57.4	5:16.864
4	1:43.557				56.5	7:00.421
5	1:41.766				57.5	8:42.187
6	1:41.550				57.6	10:23.737
7	1:43.098				56.7	12:06.835
8	1:43.274				56.6	13:50.109
9	1:43.507				56.5	15:33.616
10	1:42.570				57.0	17:16.186
11	1:44.100				56.2	19:00.286
12	1:45.137				55.6	20:45.423
13	1:45.770				55.3	22:31.193
14	1:45.906				55.2	24:17.099
15	1:45.649				55.4	26:02.748
16	1:46.307				55.0	27:49.055
17	1:48.543				53.9	29:37.598

232	UNAI AGUILO AZORIN					
				KTM		
1	1:55.839				50.5	1:55.839
2	1:49.348				53.5	3:45.187
3	1:47.965				54.2	5:33.152
4	1:46.266				55.1	7:19.418
5	1:46.859				54.7	9:06.277
6	1:44.541				56.0	10:50.818
7	1:46.628				54.9	12:37.446
8	1:46.432				55.0	14:23.878
9	1:47.789				54.3	16:11.667
10	1:47.430				54.5	17:59.097
11	1:47.209				54.6	19:46.306



MX125

RFME Campeonato de España de Motocross

Manga 1

Vuelta a vuelta

■ Mejor Personal ■ Mejor de la sesión B Cruzando la línea de meta por el pit lane.

Vlt.	Tiempo	Sector 1	Sector 2	Sector 3	Km/h	T. Sesión	Vlt.	Tiempo	Sector 1	Sector 2	Sector 3	Km/h	T. Sesión
12	1:48.658				53.8	21:34.964	12	1:51.349				52.5	22:30.604
13	1:48.766				53.8	23:23.730	13	1:51.969				52.2	24:22.573
14	1:52.034				52.2	25:15.764	14	1:49.989				53.2	26:12.562
15	1:50.131				53.1	27:05.895	15	1:49.944				53.2	28:02.506
16	1:55.239				50.8	29:01.134	16	1:52.013				52.2	29:54.519

249 ALEJANDRO TERTRE BOYE		KTM	
CARTERMX			
1	2:02.692	47.7	2:02.692
2	1:47.708	54.3	3:50.400
3	1:44.315	56.1	5:34.715
4	1:45.393	55.5	7:20.108
5	1:45.684	55.4	9:05.792
6	1:46.992	54.7	10:52.784
7	1:46.518	54.9	12:39.302
8	1:46.825	54.8	14:26.127
9	1:46.470	54.9	16:12.597
10	1:47.427	54.5	18:00.024
11	1:47.715	54.3	19:47.739
12	2:05.637	46.6	21:53.376
13	1:50.289	53.0	23:43.665
14	1:50.346	53.0	25:34.011
15	1:50.892	52.8	27:24.903
16	1:50.184	53.1	29:15.087

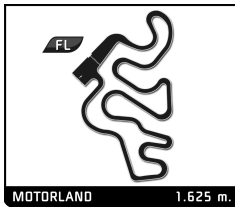
291 FABIO COSTA FABIO		KTM	
MOMENTO TT MOTOS - JETMAR			
1	1:56.551	50.2	1:56.551
2	1:49.003	53.7	3:45.554
3	1:45.682	55.4	5:31.236
4	1:45.156	55.6	7:16.392
5	1:46.239	55.1	9:02.631
6	1:44.746	55.8	10:47.377
7	1:45.993	55.2	12:33.370
8	1:46.884	54.7	14:20.254
9	1:46.183	55.1	16:06.437
10	1:46.701	54.8	17:53.138
11	1:45.842	55.3	19:38.980
12	1:46.424	55.0	21:25.404
13	1:46.907	54.7	23:12.311
14	1:49.440	53.5	25:01.751
15	1:49.042	53.6	26:50.793
16	1:47.872	54.2	28:38.665

252 RAUL SANCHEZ GARCIA		YAMAHA	
YAMAHA AUSIO RACING TEAM			
1	1:59.939	48.8	1:59.939
2	1:46.047	55.2	3:45.986
3	1:44.503	56.0	5:30.489
4	1:43.211	56.7	7:13.700
5	1:43.714	56.4	8:57.414
6	1:42.946	56.8	10:40.360
7	1:43.809	56.4	12:24.169
8	1:45.487	55.5	14:09.656
9	1:46.762	54.8	15:56.418
10	1:45.172	55.6	17:41.590
11	1:46.843	54.8	19:28.433
12	1:44.660	55.9	21:13.093
13	1:44.452	56.0	22:57.545
14	1:44.049	56.2	24:41.594
15	1:44.849	55.8	26:26.443
16	1:44.155	56.2	28:10.598
17	1:44.376	56.0	29:54.974

299 ALBERT FONTOVA SALVIA		KTM	
BRAYMART RACING TEAM			
1	1:46.796	54.8	1:46.796
2	1:40.927	58.0	3:27.723
3	1:40.677	58.1	5:08.400
4	1:41.314	57.7	6:49.714
5	1:41.309	57.7	8:31.023
6	1:40.748	58.1	10:11.771
7	1:41.926	57.4	11:53.697
8	1:40.846	58.0	13:34.543
9	1:43.406	56.6	15:17.949
10	1:43.725	56.4	17:01.674
11	1:41.874	57.4	18:43.548
12	1:42.205	57.2	20:25.753
13	1:42.520	57.1	22:08.273
14	1:43.875	56.3	23:52.148
15	1:45.478	55.5	25:37.626
16	1:44.903	55.8	27:22.529
17	1:47.882	54.2	29:10.411

282 PEDRO RINO		KTM	
MOMENTO TT MOTOS			
1	2:05.716	46.5	2:05.716
2	1:52.986	51.8	3:58.702
3	1:49.883	53.2	5:48.585
4	1:49.611	53.4	7:38.196
5	1:50.163	53.1	9:28.359
6	1:49.872	53.2	11:18.231
7	1:52.184	52.1	13:10.415
8	1:52.988	51.8	15:03.403
9	1:50.641	52.9	16:54.044
10	1:52.255	52.1	18:46.299
11	1:52.956	51.8	20:39.255

305 ANTONIO GALLEGRO RAMOS		HUSQVARNA	
1	1:58.433	49.4	1:58.433
2	1:45.369	55.5	3:43.802
3	1:43.992	56.3	5:27.794
4	1:42.397	57.1	7:10.191
5	1:42.582	57.0	8:52.773
6	1:42.676	57.0	10:35.449
7	1:42.371	57.1	12:17.820
8	1:42.334	57.2	14:00.154
9	1:53.493	51.5	15:53.647
10	1:44.127	56.2	17:37.774
11	1:43.625	56.5	19:21.399



MX125

RFME Campeonato de España de Motocross

Manga 1

Vuelta a vuelta

■ Mejor Personal ■ Mejor de la sesión B Cruzando la línea de meta por el pit lane.

Vlt.	Tiempo	Sector 1	Sector 2	Sector 3	Km/h	T. Sesión
12	1:44.069				56.2	21:05.468
13	1:46.253				55.1	22:51.721
14	1:46.182				55.1	24:37.903
15	2:00.081				48.7	26:37.984
16	1:45.445				55.5	28:23.429
17	1:46.882				54.7	30:10.311

309 GUILLEM FARRES PLAZA

GAS-GAS FACTORY RACING TEAM GAS-GAS

1	1:43.286				56.6	1:43.286
2	1:38.756				59.2	3:22.042
3	1:38.363				59.5	5:00.405
4	1:39.354				58.9	6:39.759
5	1:39.680				58.7	8:19.439
6	1:39.606				58.7	9:59.045
7	1:39.396				58.9	11:38.441
8	1:40.410				58.3	13:18.851
9	1:39.862				58.6	14:58.713
10	1:42.102				57.3	16:40.815
11	1:40.256				58.4	18:21.071
12	1:41.955				57.4	20:03.026
13	1:41.128				57.8	21:44.154
14	1:40.928				58.0	23:25.082
15	1:41.710				57.5	25:06.792
16	1:41.196				57.8	26:47.988
17	1:42.901				56.9	28:30.889

310 VICTOR PUIG CUMI

KTM

1	1:52.199				52.1	1:52.199
2	1:45.282				55.6	3:37.481
3	1:44.100				56.2	5:21.581
4	1:44.024				56.2	7:05.605
5	1:42.854				56.9	8:48.459
6	1:43.332				56.6	10:31.791
7	1:43.679				56.4	12:15.470
8	1:43.942				56.3	13:59.412
9	1:43.387				56.6	15:42.799
10	1:43.637				56.4	17:26.436
11	1:44.225				56.1	19:10.661
12	1:44.985				55.7	20:55.646
13	1:45.860				55.3	22:41.506
14	1:46.099				55.1	24:27.605
15	1:47.034				54.7	26:14.639
16	1:48.073				54.1	28:02.712
17	1:46.243				55.1	29:48.955

315 DAVID BELTRAN YAGUE

TEAMX REINA KTM

1	1:53.748				51.4	1:53.748
2	1:46.105				55.1	3:39.853
3	1:44.262				56.1	5:24.115
4	1:43.696				56.4	7:07.811
5	1:51.519				52.5	8:59.330
6	1:43.402				56.6	10:42.732
7	1:43.589				56.5	12:26.321
8	1:44.214				56.1	14:10.535
9	1:43.811				56.4	15:54.346

Vlt.	Tiempo	Sector 1	Sector 2	Sector 3	Km/h	T. Sesión
10	1:43.887				56.3	17:38.233
11	1:45.096				55.7	19:23.329
12	1:42.915				56.8	21:06.244
13	1:44.662				55.9	22:50.906
14	1:45.750				55.3	24:36.656
15	1:43.816				56.3	26:20.472
16	1:44.016				56.2	28:04.488
17	1:44.442				56.0	29:48.930

319 QUENTIN PRUGNIERES

BUD RACING KAWASAKI

1	1:50.094				53.1	1:50.094
2	1:41.467				57.7	3:31.561
3	1:40.786				58.0	5:12.347
4	1:39.938				58.5	6:52.285
5	1:39.847				58.6	8:32.132
6	1:40.195				58.4	10:12.327
7	1:40.509				58.2	11:52.836
8	1:40.867				58.0	13:33.703
9	1:40.739				58.1	15:14.442
10	1:41.556				57.6	16:55.998
11	1:40.361				58.3	18:36.359
12	1:43.598				56.5	20:19.957
13	1:41.698				57.5	22:01.655
14	1:43.948				56.3	23:45.603
15	1:43.334				56.6	25:28.937
16	1:42.551				57.0	27:11.488
17	1:43.882				56.3	28:55.370

323 ANTONIO SAMPEDRO SANTAMARI

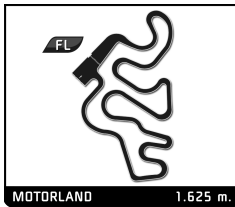
TEAM SAMPEDRO - ANGEL LEIROS YAMAHA

1	2:09.586				45.1	2:09.586
2	1:52.539				52.0	4:02.125
3	1:51.177				52.6	5:53.302
4	1:51.976				52.2	7:45.278
5	1:51.871				52.3	9:37.149
6	1:52.824				51.9	11:29.973
7	1:53.473				51.6	13:23.446
8	1:54.381				51.1	15:17.827
9	1:52.922				51.8	17:10.749
10	1:54.263				51.2	19:05.012
11	1:53.919				51.4	20:58.931
12	1:54.862				50.9	22:53.793
13	1:56.453				50.2	24:50.246
14	1:56.368				50.3	26:46.614
15	1:56.408				50.3	28:43.022

365 ADRIA MONNE VILES

KTM

1	1:49.473				53.4	1:49.473
2	1:42.675				57.0	3:32.148
3	1:41.864				57.4	5:14.012
4	1:40.298				58.3	6:54.310
5	1:39.422				58.8	8:33.732
6	1:41.531				57.6	10:15.263
7	1:42.488				57.1	11:57.751
8	1:43.510				56.5	13:41.261
9	1:42.437				57.1	15:23.698



MX125

RFME Campeonato de España de Motocross

Manga 1

Vuelta a vuelta

■ Mejor Personal ■ Mejor de la sesión B Cruzando la línea de meta por el pit lane.

Vlt.	Tiempo	Sector 1	Sector 2	Sector 3	Km/h	T. Sesión	Vlt.	Tiempo	Sector 1	Sector 2	Sector 3	Km/h	T. Sesión
10	1:42.418				57.1	17:06.116	10	1:56.057				50.4	21:48.136
11	1:43.900				56.3	18:50.016	11	1:55.003				50.9	23:43.139
12	1:45.493				55.5	20:35.509	12	1:55.712				50.6	25:38.851
13	1:42.668				57.0	22:18.177	13	1:55.142				50.8	27:33.993
14	1:44.199				56.1	24:02.376	14	1:55.524				50.6	29:29.517
15	1:44.056				56.2	25:46.432							
16	1:44.688				55.9	27:31.120							
17	1:46.538				54.9	29:17.658							

373 EDGAR CANET ARDEVOL					
JEZYK RACING TEAM KTM					
1	1:54.301				51.2 1:54.301
2	1:44.827				55.8 3:39.128
3	1:43.798				56.4 5:22.926
4	1:41.854				57.4 7:04.780
5	1:40.444				58.2 8:45.224
6	1:42.112				57.3 10:27.336
7	1:41.477				57.6 12:08.813
8	1:42.369				57.1 13:51.182
9	1:42.724				56.9 15:33.906
10	1:42.590				57.0 17:16.496
11	1:43.949				56.3 19:00.445
12	1:42.594				57.0 20:43.039
13	1:42.817				56.9 22:25.856
14	1:43.340				56.6 24:09.196
15	1:43.359				56.6 25:52.555
16	1:44.914				55.8 27:37.469
17	1:46.529				54.9 29:23.998

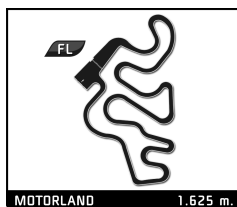
385 JORGE FUENTES MARTINEZ					
MOTOXHOUSE KTM					
1	2:01.709				48.1 2:01.709
2	2:20.010				41.8 4:21.719
3	1:52.883				51.8 6:14.602
4	1:51.051				52.7 8:05.653
5	1:51.593				52.4 9:57.246
6	1:53.736				51.4 11:50.982
7	1:54.039				51.3 13:45.021
8	1:51.986				52.2 15:37.007
9	1:53.486				51.5 17:30.493
10	1:54.209				51.2 19:24.702
11	1:51.336				52.5 21:16.038
12	1:53.480				51.6 23:09.518
13	1:55.441				50.7 25:04.959
14	1:53.718				51.4 26:58.677
15	1:55.341				50.7 28:54.018

392 AYOSE VALDIVIA MUGICA					
DLR57 KTM					
1	2:03.037				47.5 2:03.037
2	1:52.060				52.2 3:55.097
3	4:15.640				22.9 8:10.737
4	1:52.562				52.0 10:03.299
5	1:53.960				51.3 11:57.259
6	1:51.548				52.4 13:48.807
7	1:52.555				52.0 15:41.362
8	1:55.959				50.4 17:37.321
9	2:14.758				43.4 19:52.079

395 MARIO MORENO MARTIN					
TEAM MX119 FACTORY RACING HUSQVARNA					
1	2:08.740				45.4 2:08.740
2	1:50.814				52.8 3:59.554
3	1:49.521				53.4 5:49.075
4	1:49.602				53.4 7:38.677
5	1:50.918				52.7 9:29.595
6	1:50.327				53.0 11:19.922
7	1:50.967				52.7 13:10.889
8	1:49.348				53.5 15:00.237
9	1:49.853				53.3 16:50.090
10	1:50.483				52.9 18:40.573
11	2:13.052				44.0 20:53.625
12	1:52.008				52.2 22:45.633
13	1:50.678				52.9 24:36.311
14	1:52.985				51.8 26:29.296
15	1:51.086				52.7 28:20.382
16	1:52.228				52.1 30:12.610

397 DENIS CANTO SERRANO					
MOTOS DA SILVA TM RACING ---					
1	1:56.161				50.4 1:56.161
2	1:45.651				55.4 3:41.812
3	1:43.449				56.5 5:25.261
4	1:44.645				55.9 7:09.906
5	1:44.906				55.8 8:54.812
6	1:45.262				55.6 10:40.074
7	1:44.906				55.8 12:24.980
8	1:43.141				56.7 14:08.121
9	1:45.192				55.6 15:53.313
10	1:44.497				56.0 17:37.810
11	1:50.422				53.0 19:28.232
12	1:48.270				54.0 21:16.502
13	1:48.258				54.0 23:04.760
14	1:47.407				54.5 24:52.167
15	1:46.097				55.1 26:38.264
16	1:46.071				55.2 28:24.335
17	1:46.115				55.1 30:10.450

411 GILEN ALBISUA FUENTES					
BUD RACING ESPAÑA-A-IJSTRIDE KTM					
1	2:02.205				47.9 2:02.205
2	1:50.150				53.1 3:52.355
3	1:47.187				54.6 5:39.542
4	1:46.868				54.7 7:26.410
5	1:47.138				54.6 9:13.548
6	1:47.222				54.6 11:00.770
7	1:48.110				54.1 12:48.880
8	1:49.446				53.5 14:38.326
9	1:49.606				53.4 16:27.932
10	1:48.293				54.0 18:16.225
11	1:49.340				53.5 20:05.565



MX125

RFME Campeonato de España de Motocross

Manga 1

Vuelta a vuelta

■ Mejor Personal ■ Mejor de la sesión B Cruzando la línea de meta por el pit lane.

Vlt.	Tiempo	Sector 1	Sector 2	Sector 3	Km/h	T. Sesión	Vlt.	Tiempo	Sector 1	Sector 2	Sector 3	Km/h	T. Sesión
12	1:50.017				53.2	21:55.582							
13	1:49.817				53.3	23:45.399							
14	1:51.568				52.4	25:36.967							
15	1:51.308				52.6	27:28.275							
16	1:49.216				53.6	29:17.491							

425 SAMUEL PANZANO FERRER			
JEZYK RACING TEAM		KTM	
1	2:13.463	43.8	2:13.463
2	1:56.218	50.3	4:09.681
3	1:44.801	55.8	5:54.482
4	1:45.446	55.5	7:39.928
5	1:44.964	55.7	9:24.892
6	1:44.982	55.7	11:09.874
7	1:44.511	56.0	12:54.385
8	1:44.399	56.0	14:38.784
9	3:11.298	30.6	17:50.082

632 MARCOS PANZANO FERRER			
JEZYK RACING TEAM		KTM	
1	1:57.244	49.9	1:57.244
2	1:45.588	55.4	3:42.832
3	1:43.766	56.4	5:26.598
4	1:42.575	57.0	7:09.173
5	1:41.792	57.5	8:50.965
6	1:41.291	57.8	10:32.256
7	1:42.119	57.3	12:14.375
8	1:43.941	56.3	13:58.316
9	1:43.361	56.6	15:41.677
10	1:43.432	56.6	17:25.109
11	3:52.467	25.2	21:17.576
12	1:48.218	54.1	23:05.794
13	1:52.914	51.8	24:58.708
14	1:50.959	52.7	26:49.667
15	1:47.492	54.4	28:37.159