

Elite-MX2

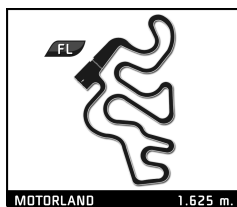
RFME Campeonato de España de Motocross

Manga 1

Vuelta a vuelta

■ Mejor Personal ■ Mejor de la sesión B Cruzando la línea de meta por el pit lane.

Vlt.	Tiempo	Sector 1	Sector 2	Sector 3	Km/h	T. Sesión	Vlt.	Tiempo	Sector 1	Sector 2	Sector 3	Km/h	T. Sesión	
5	ORIOI OLIVER VILAR							10	1:44.361				56.1	17:50.103
	KTM ESPAÑA							11	1:44.697				55.9	19:34.800
	KTM							12	1:45.916				55.2	21:20.716
1	2:06.986				46.1	2:06.986	13	1:45.260				55.6	23:05.976	
2	1:42.638				57.0	3:49.624	14	1:48.404				54.0	24:54.380	
3	1:39.369				58.9	5:28.993	15	1:45.731				55.3	26:40.111	
4	1:40.285				58.3	7:09.278	16	1:46.151				55.1	28:26.262	
5	1:39.202				59.0	8:48.480	17	1:45.585				55.4	30:11.847	
6	1:37.433				60.0	10:25.913	18	1:45.382				55.5	31:57.229	
7	1:37.938				59.7	12:03.851	19	1:45.998				55.2	33:43.227	
8	1:37.545				60.0	13:41.396	20	1:46.649				54.9	35:29.876	
9	1:36.914				60.4	15:18.310								
10	1:38.717				59.3	16:57.027								
11	1:36.826				60.4	18:33.853								
12	1:38.102				59.6	20:11.955								
13	1:37.644				59.9	21:49.599								
14	1:37.871				59.8	23:27.470								
15	1:38.761				59.2	25:06.231								
16	1:38.329				59.5	26:44.560								
17	1:39.003				59.1	28:23.563								
18	1:38.377				59.5	30:01.940								
19	1:38.838				59.2	31:40.778								
20	1:38.819				59.2	33:19.597								
21	1:37.657				59.9	34:57.254								
12	ANGEL LUIS ARRIBAS LUQUE							20	ARNAU LLEDO PARES					
	MOTOS ARRIBAS RACING TEAM								TEAM LLEDO					
	HUSQVARNA								KTM					
1	2:07.455				45.9	2:07.455	1	1:57.629				49.7	1:57.629	
2	1:44.196				56.1	3:51.651	2	1:45.809				55.3	3:43.438	
3	1:43.724				56.4	5:35.375	3	1:43.655				56.4	5:27.093	
4	1:43.050				56.8	7:18.425	4	1:45.427				55.5	7:12.520	
5	3:18.910				29.4	10:37.335	5	1:44.388				56.0	8:56.908	
6	1:45.142				55.6	12:22.477	6	1:44.149				56.2	10:41.057	
7	1:41.338				57.7	14:03.815	7	1:44.419				56.0	12:25.476	
8	1:44.521				56.0	15:48.336	8	1:43.945				56.3	14:09.421	
9	1:43.381				56.6	17:31.717	9	1:44.831				55.8	15:54.252	
10	1:45.054				55.7	19:16.771	10	1:45.621				55.4	17:39.873	
11	1:43.807				56.4	21:00.578	11	1:43.422				56.6	19:23.295	
12	1:43.876				56.3	22:44.454	12	1:43.797				56.4	21:07.092	
13	1:44.269				56.1	24:28.723	13	1:46.545				54.9	22:53.637	
14	1:42.081				57.3	26:10.804	14	1:45.239				55.6	24:38.876	
15	1:43.750				56.4	27:54.554	15	1:43.553				56.5	26:22.429	
16	1:44.560				55.9	29:39.114	16	1:45.873				55.3	28:08.302	
17	1:45.517				55.4	31:24.631	17	1:45.707				55.3	29:54.009	
18	1:46.347				55.0	33:10.978	18	1:45.710				55.3	31:39.719	
19	1:44.751				55.8	34:55.729	19	1:46.003				55.2	33:25.722	
							20	1:47.343				54.5	35:13.065	
14	JOSE LUIS DI DIO HERGUETA							21	DAVID MARIA HUIDOBRO					
	DPS MOTORSPORT								TEAM GREENLANDMX					
	KAWASAKI								KAWASAKI					
1	2:02.981				47.6	2:02.981	1	2:07.884				45.7	2:07.884	
2	1:46.345				55.0	3:49.326	2	1:54.016				51.3	4:01.900	
3	1:45.572				55.4	5:34.898	3	1:53.007				51.8	5:54.907	
4	1:46.241				55.1	7:21.139	4	1:51.428				52.5	7:46.335	
5	1:44.748				55.8	9:05.887	5	1:52.720				51.9	9:39.055	
6	1:44.725				55.9	10:50.612	6	1:52.078				52.2	11:31.133	
7	1:46.572				54.9	12:37.184	7	1:52.254				52.1	13:23.387	
8	1:44.168				56.2	14:21.352	8	1:50.504				52.9	15:13.891	
9	1:44.390				56.0	16:05.742	9	1:48.550				53.9	17:02.441	
							10	1:49.444				53.5	18:51.885	
							11	1:49.170				53.6	20:41.055	
							12	1:50.045				53.2	22:31.100	
							13	1:50.025				53.2	24:21.125	
							14	1:51.962				52.2	26:13.087	
							15	1:51.953				52.3	28:05.040	
							16	1:51.066				52.7	29:56.106	
							17	1:50.867				52.8	31:46.973	
							18	1:49.022				53.7	33:35.995	
							19	1:47.790				54.3	35:23.785	



Elite-MX2

RFME Campeonato de España de Motocross

Manga 1

Vuelta a vuelta

■ Mejor Personal ■ Mejor de la sesión ■ B Cruzando la línea de meta por el pit lane.

Vlt.	Tiempo	Sector 1	Sector 2	Sector 3	Km/h	T. Sesión
25	MARC FONTANALS BENAVENT					
	KAWASAKI BOXZERO RACING			KAWASAKI		
1	2:00.722				48.5	2:00.722
2	1:45.626				55.4	3:46.348
3	1:46.411				55.0	5:32.759
4	1:45.351				55.5	7:18.110
5	1:45.010				55.7	9:03.120
6	1:44.391				56.0	10:47.511
7	1:45.054				55.7	12:32.565
8	1:43.391				56.6	14:15.956
9	1:47.235				54.6	16:03.191
10	1:46.426				55.0	17:49.617
11	1:48.561				53.9	19:38.178
12	1:48.104				54.1	21:26.282
13	1:55.424				50.7	23:21.706
14	1:49.095				53.6	25:10.801
15	1:45.861				55.3	26:56.662
16	1:45.541				55.4	28:42.203
17	1:48.931				53.7	30:31.134
18	1:50.153				53.1	32:21.287
19	1:50.142				53.1	34:11.429

Vlt.	Tiempo	Sector 1	Sector 2	Sector 3	Km/h	T. Sesión
27	RODRIGO VARGAS PERNIA					
	TEAM JCR			YAMAHA		
1	2:11.686				44.4	2:11.686
2	1:56.212				50.3	4:07.898
3	1:58.144				49.5	6:06.042
4	1:50.979				52.7	7:57.021
5	1:59.127				49.1	9:56.148
6	1:58.580				49.3	11:54.728
7	1:55.799				50.5	13:50.527
8	1:56.059				50.4	15:46.586
9	1:56.445				50.2	17:43.031
10	1:57.962				49.6	19:40.993
11	1:57.045				50.0	21:38.038
12	1:55.604				50.6	23:33.642
13	1:54.777				51.0	25:28.419
14	1:55.060				50.8	27:23.479
15	1:56.247				50.3	29:19.726
16	1:59.409				49.0	31:19.135
17	2:03.236				47.5	33:22.371
18	1:59.383				49.0	35:21.754

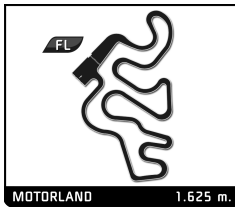
Vlt.	Tiempo	Sector 1	Sector 2	Sector 3	Km/h	T. Sesión
28	POL VILALTA GUITART					
				YAMAHA		
1	2:09.616				45.1	2:09.616
2	1:56.393				50.3	4:06.009
3	1:56.314				50.3	6:02.323
4	1:58.170				49.5	8:00.493
5	1:58.750				49.3	9:59.243
6	1:59.493				49.0	11:58.736
7	1:58.169				49.5	13:56.905
8	2:02.506				47.8	15:59.411
9	1:57.954				49.6	17:57.365
10	1:59.261				49.1	19:56.626
11	1:56.318				50.3	21:52.944
12	1:58.153				49.5	23:51.097

Vlt.	Tiempo	Sector 1	Sector 2	Sector 3	Km/h	T. Sesión
13	1:54.601				51.0	25:45.698
14	1:54.657				51.0	27:40.355
15	1:58.012				49.6	29:38.367
16	1:59.610				48.9	31:37.977
17	1:57.583				49.8	33:35.560
18	1:56.929				50.0	35:32.489

Vlt.	Tiempo	Sector 1	Sector 2	Sector 3	Km/h	T. Sesión
64	ROBERTO OTERO SAEZ					
	ESC.JRB OFFROAD			KTM		
1	2:03.551				47.3	2:03.551
2	1:47.897				54.2	3:51.448
3	1:46.905				54.7	5:38.353
4	1:44.886				55.8	7:23.239
5	1:45.552				55.4	9:08.791
6	1:44.192				56.1	10:52.983
7	1:44.661				55.9	12:37.644
8	1:46.196				55.1	14:23.840
9	1:46.297				55.0	16:10.137
10	1:47.699				54.3	17:57.836

Vlt.	Tiempo	Sector 1	Sector 2	Sector 3	Km/h	T. Sesión
67	YAGO MARTINEZ NOGUEIRA					
	YAMAHA AUSIO RACING TEAM			YAMAHA		
1	1:51.288				52.6	1:51.288
2	1:38.436				59.4	3:29.724
3	1:37.802				59.8	5:07.526
4	1:38.263				59.5	6:45.789
5	1:38.142				59.6	8:23.931
6	1:38.914				59.1	10:02.845
7	1:38.478				59.4	11:41.323
8	1:41.361				57.7	13:22.684
9	1:40.134				58.4	15:02.818
10	1:40.808				58.0	16:43.626
11	1:41.140				57.8	18:24.766
12	1:40.221				58.4	20:04.987
13	1:40.382				58.3	21:45.369
14	1:39.533				58.8	23:24.902
15	1:40.115				58.4	25:05.017
16	1:40.649				58.1	26:45.666
17	1:39.305				58.9	28:24.971
18	1:38.672				59.3	30:03.643
19	1:41.238				57.8	31:44.881
20	1:41.066				57.9	33:25.947
21	1:43.905				56.3	35:09.852

Vlt.	Tiempo	Sector 1	Sector 2	Sector 3	Km/h	T. Sesión
70	RUBEN FERNANDEZ GARCIA					
	YAMAHA AUSIO RACING TEAM			YAMAHA		
1	1:44.882				55.8	1:44.882
2	1:37.270				60.1	3:22.152
3	1:38.021				59.7	5:00.173
4	1:37.433				60.0	6:37.606
5	1:37.263				60.1	8:14.869
6	1:37.108				60.2	9:51.977
7	1:37.335				60.1	11:29.312
8	1:37.652				59.9	13:06.964
9	1:36.154				60.8	14:43.118
10	1:39.433				58.8	16:22.551
11	1:37.100				60.2	17:59.651
12	1:38.690				59.3	19:38.341



Elite-MX2

RFME Campeonato de España de Motocross

Manga 1

Vuelta a vuelta

■ Mejor Personal ■ Mejor de la sesión B Cruzando la línea de meta por el pit lane.

Vlt.	Tiempo	Sector 1	Sector 2	Sector 3	Km/h	T. Sesión
13	1:38.397				59.5	21:16.738
14	1:39.447				58.8	22:56.185
15	1:39.822				58.6	24:36.007
16	1:39.688				58.7	26:15.695
17	1:39.796				58.6	27:55.491
18	1:39.141				59.0	29:34.632
19	1:38.866				59.2	31:13.498
20	1:39.270				58.9	32:52.768
21	1:39.820				58.6	34:32.588

Vlt.	Tiempo	Sector 1	Sector 2	Sector 3	Km/h	T. Sesión
10	1:42.745				56.9	17:24.599
11	1:43.599				56.5	19:08.198
12	1:44.390				56.0	20:52.588
13	1:47.825				54.3	22:40.413
14	1:45.473				55.5	24:25.886
15	1:44.180				56.2	26:10.066
16	1:43.768				56.4	27:53.834
17	1:44.822				55.8	29:38.656
18	1:44.111				56.2	31:22.767
19	1:45.359				55.5	33:08.126
20	1:44.748				55.8	34:52.874

75 GERARD COMELLAS SALA						
YAMAHA AUSIO RACING TEAM			YAMAHA			
1	2:06.422				46.3	2:06.422
2	1:54.234				51.2	4:00.656
3	1:50.051				53.2	5:50.707
4	1:49.621				53.4	7:40.328
5	1:50.872				52.8	9:31.200
6	1:51.693				52.4	11:22.893
7	1:51.632				52.4	13:14.525
8	1:53.990				51.3	15:08.515
9	1:52.093				52.2	17:00.608
10	1:50.914				52.7	18:51.522
11	1:50.807				52.8	20:42.329
12	5:20.601				18.2	26:02.930

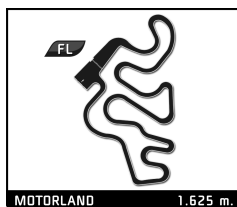
124 SIMEO UBACH SALA						
HUSQVARNA ESPAÑA			HUSQVARNA			
1	2:24.101				40.6	2:24.101
2	1:50.468				53.0	4:14.569
3	1:48.275				54.0	6:02.844
4	1:42.714				57.0	7:45.558
5	1:42.890				56.9	9:28.448
6	1:43.059				56.8	11:11.507
7	1:42.369				57.1	12:53.876
8	1:42.640				57.0	14:36.516
9	1:42.931				56.8	16:19.447
10	1:42.827				56.9	18:02.274
11	1:42.591				57.0	19:44.865
12	1:41.986				57.4	21:26.851
13	1:48.396				54.0	23:15.247
14	1:42.324				57.2	24:57.571
15	1:44.477				56.0	26:42.048

111 NICOLAS MENE MANERO						
			KAWASAKI			
1	2:05.079				46.8	2:05.079
2	1:48.826				53.8	3:53.905
3	1:46.910				54.7	5:40.815
4	1:48.577				53.9	7:29.392
5	1:46.351				55.0	9:15.743
6	1:49.443				53.5	11:05.186
7	1:50.096				53.1	12:55.282
8	1:48.692				53.8	14:43.974
9	1:48.204				54.1	16:32.178
10	1:49.933				53.2	18:22.111
11	1:49.373				53.5	20:11.484
12	1:50.268				53.1	22:01.752
13	1:47.854				54.2	23:49.606
14	1:49.336				53.5	25:38.942
15	1:48.933				53.7	27:27.875
16	1:47.682				54.3	29:15.557
17	1:47.369				54.5	31:02.926
18	1:51.141				52.6	32:54.067
19	1:53.281				51.6	34:47.348

214 ALEJANDRO MIGUEL HERNANSANZ						
KTM TRT MOTORCYCLES			KTM			
1	1:56.333				50.3	1:56.333
2	1:44.574				55.9	3:40.907
3	1:43.179				56.7	5:24.086
4	1:43.345				56.6	7:07.431
5	1:44.114				56.2	8:51.545
6	1:42.367				57.1	10:33.912
7	1:41.932				57.4	12:15.844
8	1:42.183				57.3	13:58.027
9	1:42.832				56.9	15:40.859
10	1:43.176				56.7	17:24.035
11	1:43.092				56.7	19:07.127
12	1:42.974				56.8	20:50.101
13	1:44.289				56.1	22:34.390
14	1:43.247				56.7	24:17.637
15	1:43.183				56.7	26:00.820
16	1:42.753				56.9	27:43.573
17	1:42.653				57.0	29:26.226
18	1:42.157				57.3	31:08.383
19	1:43.940				56.3	32:52.323
20	1:42.664				57.0	34:34.987

112 MARC PAMIAS ROIG						
MP RACING TEAM			YAMAHA			
1	1:54.726				51.0	1:54.726
2	1:43.391				56.6	3:38.117
3	1:43.090				56.7	5:21.207
4	1:45.907				55.2	7:07.114
5	1:43.568				56.5	8:50.682
6	1:42.663				57.0	10:33.345
7	1:42.896				56.9	12:16.241
8	1:42.575				57.0	13:58.816
9	1:43.038				56.8	15:41.854

217 EDDIE JAY WADE						
HITACHI KTM FUELLED BY MILWAUKEE			KTM			
1	1:40.567				58.2	1:40.567
2	1:36.935				60.3	3:17.502
3	1:35.239				61.4	4:52.741



Elite-MX2

RFME Campeonato de España de Motocross

Manga 1

Vuelta a vuelta

■ Mejor Personal ■ Mejor de la sesión B Cruzando la línea de meta por el pit lane.

Vlt.	Tiempo	Sector 1	Sector 2	Sector 3	Km/h	T. Sesión	Vlt.	Tiempo	Sector 1	Sector 2	Sector 3	Km/h	T. Sesión
4	1:35.924				61.0	6:28.665	15	1:38.210				59.6	24:47.317
5	1:35.737				61.1	8:04.402	16	1:36.627				60.5	26:23.944
6	1:36.094				60.9	9:40.496	17	1:38.196				59.6	28:02.140
7	1:34.911				61.6	11:15.407	18	1:37.889				59.8	29:40.029
8	1:35.617				61.2	12:51.024	19	1:39.817				58.6	31:19.846
9	1:34.554				61.9	14:25.578	20	1:38.028				59.7	32:57.874
10	1:35.820				61.1	16:01.398	21	1:38.951				59.1	34:36.825
11	1:37.376				60.1	17:38.774							
12	1:35.672				61.1	19:14.446							
13	1:38.388				59.5	20:52.834							
14	1:39.441				58.8	22:32.275							
15	1:37.067				60.3	24:09.342							
16	1:36.937				60.3	25:46.279							
17	1:38.073				59.6	27:24.352							
18	1:37.263				60.1	29:01.615							
19	1:37.253				60.2	30:38.868							
20	1:37.901				59.8	32:16.769							
21	1:40.866				58.0	33:57.635							

225 JORGE REY HERAS
TEAM JCR YAMAHA

1	2:12.725				44.1	2:12.725
2	1:46.187				55.1	3:58.912
3	1:45.501				55.4	5:44.413
4	1:43.988				56.3	7:28.401
5	1:42.399				57.1	9:10.800
6	1:43.052				56.8	10:53.852
7	1:41.917				57.4	12:35.769
8	1:41.815				57.5	14:17.584
9	1:42.232				57.2	15:59.816
10	1:43.525				56.5	17:43.341
11	1:41.915				57.4	19:25.256
12	1:42.981				56.8	21:08.237
13	1:43.589				56.5	22:51.826
14	1:45.474				55.5	24:37.300
15	1:41.884				57.4	26:19.184
16	1:41.855				57.4	28:01.039
17	1:42.246				57.2	29:43.285
18	1:45.699				55.3	31:28.984
19	1:43.228				56.7	33:12.212
20	1:42.279				57.2	34:54.491

270 TOM GUYON
TEAM VRT NORDPESCA HOLLAND KTM

1	1:43.558				56.5	1:43.558
2	1:47.312				54.5	3:30.870
3	1:38.836				59.2	5:09.706
4	1:38.987				59.1	6:48.693
5	1:38.591				59.3	8:27.284
6	1:37.630				59.9	10:04.914
7	1:38.430				59.4	11:43.344
8	1:38.765				59.2	13:22.109
9	1:38.212				59.6	15:00.321
10	1:35.800				61.1	16:36.121
11	1:37.734				59.9	18:13.855
12	1:40.203				58.4	19:54.058
13	1:37.373				60.1	21:31.431
14	1:37.676				59.9	23:09.107

292 ALEX GAMBOA MONTERO
TEAM TOLMOTO HUSQVARNA

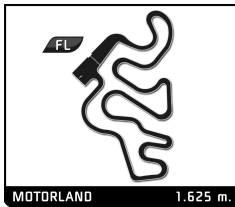
1	1:49.551				53.4	1:49.551
2	1:40.887				58.0	3:30.438
3	1:38.670				59.3	5:09.108
4	1:38.924				59.1	6:48.032
5	1:39.978				58.5	8:28.010
6	1:38.097				59.6	10:06.107
7	1:38.054				59.7	11:44.161
8	1:36.448				60.7	13:20.609
9	1:35.843				61.0	14:56.452
10	1:37.588				59.9	16:34.040
11	1:39.051				59.1	18:13.091
12	1:40.207				58.4	19:53.298
13	1:39.818				58.6	21:33.116
14	1:39.542				58.8	23:12.658
15	1:37.934				59.7	24:50.592
16	1:37.599				59.9	26:28.191
17	1:38.692				59.3	28:06.883
18	1:37.487				60.0	29:44.370
19	1:39.246				58.9	31:23.616
20	1:39.368				58.9	33:02.984
21	1:40.769				58.1	34:43.753

312 ORIOL CASAS CERVERA
KTM TRT MOTORCYCLES KTM

1	3:04.858				31.6	3:04.858
2	1:40.252				58.4	4:45.110
3	1:39.974				58.5	6:25.084
4	1:37.543				60.0	8:02.627
5	1:39.998				58.5	9:42.625
6	1:37.866				59.8	11:20.491
7	1:37.729				59.9	12:58.220
8	1:38.806				59.2	14:37.026
9	1:39.255				58.9	16:16.281
10	1:38.942				59.1	17:55.223
11	1:38.556				59.4	19:33.779
12	1:37.771				59.8	21:11.550
13	1:38.257				59.5	22:49.807
14	1:42.456				57.1	24:32.263
15	1:38.302				59.5	26:10.565
16	1:38.990				59.1	27:49.555
17	1:38.940				59.1	29:28.495
18	1:40.105				58.4	31:08.600
19	1:39.857				58.6	32:48.457
20	1:42.562				57.0	34:31.019

368 SAMUEL MATTIAS NILSSON BUSTO:
NILSSON TRAINING-YAMAHA BERMU YAMAHA

1	1:47.053				54.6	1:47.053
---	----------	--	--	--	------	----------



Elite-MX2

RFME Campeonato de España de Motocross

Manga 1

Vuelta a vuelta

MOTORLAND 1.625 m.

■ Mejor Personal ■ Mejor de la sesión B Cruzando la línea de meta por el pit lane.

Vlt.	Tiempo	Sector 1	Sector 2	Sector 3	Km/h	T. Sesión	Vlt.	Tiempo	Sector 1	Sector 2	Sector 3	Km/h	T. Sesión
2	1:39.648				58.7	3:26.701	13	1:43.988				56.3	22:35.179
3	1:38.781				59.2	5:05.482	14	1:42.856				56.9	24:18.035
4	1:38.219				59.6	6:43.701	15	1:43.798				56.4	26:01.833
5	1:39.011				59.1	8:22.712	16	1:42.669				57.0	27:44.502
6	1:38.014				59.7	10:00.726	17	1:42.536				57.1	29:27.038
7	1:38.316				59.5	11:39.042	18	1:43.670				56.4	31:10.708
8	1:38.566				59.4	13:17.608	19	1:43.696				56.4	32:54.404
9	1:37.620				59.9	14:55.228	20	1:41.033				57.9	34:35.437
10	1:38.262				59.5	16:33.490							
11	1:38.883				59.2	18:12.373							
12	1:39.408				58.8	19:51.781							
13	1:38.219				59.6	21:30.000							
14	1:40.683				58.1	23:10.683							
15	1:38.026				59.7	24:48.709							
16	1:37.645				59.9	26:26.354							
17	1:39.286				58.9	28:05.640							
18	1:40.078				58.5	29:45.718							
19	1:41.824				57.5	31:27.542							
20	1:38.488				59.4	33:06.030							
21	1:42.894				56.9	34:48.924							

472 SALVADOR UBACH SALA

HUSQVARNA

1	1:52.359				52.1	1:52.359
2	1:42.565				57.0	3:34.924
3	1:42.717				57.0	5:17.641
4	1:41.925				57.4	6:59.566
5	1:41.164				57.8	8:40.730
6	1:42.471				57.1	10:23.201
7	1:41.187				57.8	12:04.388
8	1:43.346				56.6	13:47.734
9	1:42.452				57.1	15:30.186
10	1:42.724				56.9	17:12.910
11	1:42.528				57.1	18:55.438
12	1:44.449				56.0	20:39.887
13	1:43.559				56.5	22:23.446
14	1:45.148				55.6	24:08.594
15	1:43.702				56.4	25:52.296
16	1:43.344				56.6	27:35.640
17	1:44.345				56.1	29:19.985
18	1:43.494				56.5	31:03.479
19	1:44.004				56.2	32:47.483
20	1:44.556				56.0	34:32.039

501 ROGER OLIVER VILAR

KAWASAKI BOXZERO RACING

KAWASAKI

1	2:01.877				48.0	2:01.877
2	1:45.156				55.6	3:47.033
3	1:43.497				56.5	5:30.530
4	1:44.810				55.8	7:15.340
5	1:43.114				56.7	8:58.454
6	1:41.646				57.6	10:40.100
7	1:40.619				58.1	12:20.719
8	1:41.451				57.7	14:02.170
9	1:41.920				57.4	15:44.090
10	1:42.482				57.1	17:26.572
11	1:41.967				57.4	19:08.539
12	1:42.652				57.0	20:51.191

519 JOSE ANTONIO APARICIO SANCHE

YAMAHA E. CASTRO

YAMAHA

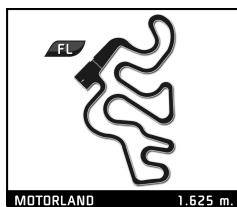
1	1:49.026				53.7	1:49.026
2	1:39.674				58.7	3:28.700
3	1:39.668				58.7	5:08.368
4	1:39.037				59.1	6:47.405
5	1:39.131				59.0	8:26.536
6	1:37.504				60.0	10:04.040
7	1:38.383				59.5	11:42.423
8	1:39.364				58.9	13:21.787
9	1:39.603				58.7	15:01.390
10	1:37.570				60.0	16:38.960
11	1:40.338				58.3	18:19.298
12	1:41.082				57.9	20:00.380
13	1:39.434				58.8	21:39.814
14	1:40.258				58.3	23:20.072
15	1:38.577				59.3	24:58.649
16	1:39.685				58.7	26:38.334
17	1:39.775				58.6	28:18.109
18	1:40.232				58.4	29:58.341
19	1:40.768				58.1	31:39.109
20	1:38.589				59.3	33:17.698
21	1:38.734				59.3	34:56.432

696 MIKE GWERDER

TEAM VRT NORDPESCA HOLLAND

KTM

1	1:45.692				55.3	1:45.692
2	1:40.163				58.4	3:25.855
3	1:38.697				59.3	5:04.552
4	1:37.891				59.8	6:42.443
5	1:39.025				59.1	8:21.468
6	1:38.271				59.5	9:59.739
7	1:38.498				59.4	11:38.237
8	1:38.468				59.4	13:16.705
9	1:37.680				59.9	14:54.385
10	1:38.336				59.5	16:32.721
11	1:37.706				59.9	18:10.427
12	1:38.530				59.4	19:48.957
13	1:39.614				58.7	21:28.571
14	1:39.025				59.1	23:07.596
15	1:38.699				59.3	24:46.295
16	1:38.777				59.2	26:25.072
17	1:39.284				58.9	28:04.356
18	1:39.557				58.8	29:43.913
19	1:43.169				56.7	31:27.082
20	1:42.925				56.8	33:10.007
21	1:43.451				56.5	34:53.458



Elite-MX2

RFME Campeonato de España de Motocross

Manga 1

Vuelta a vuelta

■ Mejor Personal ■ Mejor de la sesión B Cruzando la línea de meta por el pit lane.

Vlt.	Tiempo	Sector 1	Sector 2	Sector 3	Km/h	T. Sesión	Vlt.	Tiempo	Sector 1	Sector 2	Sector 3	Km/h	T. Sesión	
720	PIERRE GOUPILLON							9	1:42.096				57.3	15:42.141
	BUD RACING							10	1:42.850				56.9	17:24.991
	KAWASAKI							11	1:44.032				56.2	19:09.023
1	1:38.458				59.4	1:38.458	12	1:45.420				55.5	20:54.443	
2	1:35.003				61.6	3:13.461	13	1:44.227				56.1	22:38.670	
3	1:34.801				61.7	4:48.262	14	1:44.389				56.0	24:23.059	
4	1:34.958				61.6	6:23.220	15	1:44.741				55.9	26:07.800	
5	1:35.047				61.5	7:58.267	16	1:44.170				56.2	27:51.970	
6	1:35.437				61.3	9:33.704	17	1:45.692				55.3	29:37.662	
7	1:35.941				61.0	11:09.645	18	1:45.658				55.4	31:23.320	
8	1:35.372				61.3	12:45.017	19	1:45.189				55.6	33:08.509	
9	1:36.569				60.6	14:21.586	20	1:43.426				56.6	34:51.935	
10	1:36.053				60.9	15:57.639								
11	1:35.180				61.5	17:32.819								
12	1:36.435				60.7	19:09.254								
13	1:37.742				59.9	20:46.996								
14	1:37.268				60.1	22:24.264								
15	1:36.473				60.6	24:00.737								
16	1:36.945				60.3	25:37.682								
17	1:36.947				60.3	27:14.629								
18	1:36.350				60.7	28:50.979								
19	1:37.424				60.0	30:28.403								
20	1:37.787				59.8	32:06.190								
21	1:38.307				59.5	33:44.497								
999	AITOR FERRANDIS TORMOS													
	YAMAHA AUSIO RACING TEAM													
	KTM													
1	1:58.605				49.3	1:58.605	1	1:58.605				49.3	1:58.605	
2	1:46.798				54.8	3:45.403	2	1:46.798				54.8	3:45.403	
3	1:42.943				56.8	5:28.346	3	1:42.943				56.8	5:28.346	
4	1:44.437				56.0	7:12.783	4	1:44.437				56.0	7:12.783	
5	1:43.129				56.7	8:55.912	5	1:43.129				56.7	8:55.912	
6	1:41.754				57.5	10:37.666	6	1:41.754				57.5	10:37.666	
7	1:41.756				57.5	12:19.422	7	1:41.756				57.5	12:19.422	
8	1:41.752				57.5	14:01.174	8	1:41.752				57.5	14:01.174	
9	1:42.160				57.3	15:43.334	9	1:42.160				57.3	15:43.334	
10	1:42.736				56.9	17:26.070	10	1:42.736				56.9	17:26.070	
11	1:44.648				55.9	19:10.718	11	1:44.648				55.9	19:10.718	
12	1:44.925				55.8	20:55.643	12	1:44.925				55.8	20:55.643	
13	1:45.078				55.7	22:40.721	13	1:45.078				55.7	22:40.721	
14	1:45.498				55.5	24:26.219	14	1:45.498				55.5	24:26.219	
15	1:46.746				54.8	26:12.965	15	1:46.746				54.8	26:12.965	
16	1:44.724				55.9	27:57.689	16	1:44.724				55.9	27:57.689	
17	1:44.312				56.1	29:42.001	17	1:44.312				56.1	29:42.001	
18	1:47.400				54.5	31:29.401	18	1:47.400				54.5	31:29.401	
19	1:44.616				55.9	33:14.017	19	1:44.616				55.9	33:14.017	
20	1:44.933				55.7	34:58.950	20	1:44.933				55.7	34:58.950	
784	ERIC TOMAS CASTILLO													
	YAMAHA AUSIO RACING TEAM													
	YAMAHA													
1	1:56.593				50.2	1:56.593								
2	1:42.352				57.2	3:38.945								
3	1:40.707				58.1	5:19.652								
4	1:40.579				58.2	7:00.231								
5	1:41.086				57.9	8:41.317								
6	1:40.248				58.4	10:21.565								
7	1:39.399				58.9	12:00.964								
8	1:38.486				59.4	13:39.450								
9	1:38.046				59.7	15:17.496								
10	1:40.999				57.9	16:58.495								
11	1:39.244				58.9	18:37.739								
12	1:40.578				58.2	20:18.317								
13	1:42.064				57.3	22:00.381								
14	1:40.291				58.3	23:40.672								
15	1:40.496				58.2	25:21.168								
16	1:40.598				58.2	27:01.766								
17	1:41.444				57.7	28:43.210								
18	1:42.666				57.0	30:25.876								
19	1:43.631				56.5	32:09.507								
20	1:44.617				55.9	33:54.124								
965	HUGO MANZATO													
	MAF RODA JBS													
	KTM													
1	1:59.127				49.1	1:59.127								
2	1:45.066				55.7	3:44.193								
3	1:43.433				56.6	5:27.626								
4	1:44.067				56.2	7:11.693								
5	1:41.572				57.6	8:53.265								
6	1:41.791				57.5	10:35.056								
7	1:42.191				57.2	12:17.247								
8	1:42.798				56.9	14:00.045								