

Elite-MX1

RFME Campeonato de España de Motocross

Manga de Clasificación

Vuelta a vuelta

| Vlt. | Tiempo | Sector 1 | Sector 2 | Sector 3 | Km/h | T. Sesión |
|----------|--------------------------------|----------|----------|-----------|------|-----------|
| 1 | ANDER VALENTIN LASHERAS | | | | | |
| | HUSQVARNA ESPAÑA | | | HUSQVARNA | | |
| 1 | 1:57.675 | | | | 49.7 | 1:57.675 |
| 2 | 1:42.067 | | | | 57.3 | 3:39.742 |
| 3 | 1:41.708 | | | | 57.5 | 5:21.450 |
| 4 | 1:40.703 | | | | 58.1 | 7:02.153 |
| 5 | 1:41.240 | | | | 57.8 | 8:43.393 |
| 6 | 1:39.514 | | | | 58.8 | 10:22.907 |
| 7 | 1:39.926 | | | | 58.5 | 12:02.833 |
| 8 | 1:39.492 | | | | 58.8 | 13:42.325 |
| 9 | 1:39.739 | | | | 58.7 | 15:22.064 |
| 10 | 1:40.820 | | | | 58.0 | 17:02.884 |
| 11 | 1:40.688 | | | | 58.1 | 18:43.572 |
| 12 | 1:41.768 | | | | 57.5 | 20:25.340 |

| | | | | | | |
|----------|----------------------------|--|--|-----|------|-----------|
| 5 | CARLOS ABEL PEINADO | | | | | |
| | TEAM NAMURA BIKES | | | KTM | | |
| 1 | 1:51.898 | | | | 52.3 | 1:51.898 |
| 2 | 1:39.516 | | | | 58.8 | 3:31.414 |
| 3 | 1:39.711 | | | | 58.7 | 5:11.125 |
| 4 | 1:39.394 | | | | 58.9 | 6:50.519 |
| 5 | 1:39.675 | | | | 58.7 | 8:30.194 |
| 6 | 1:40.257 | | | | 58.4 | 10:10.451 |
| 7 | 1:40.503 | | | | 58.2 | 11:50.954 |
| 8 | 1:40.385 | | | | 58.3 | 13:31.339 |
| 9 | 1:41.273 | | | | 57.8 | 15:12.612 |
| 10 | 1:40.531 | | | | 58.2 | 16:53.143 |
| 11 | 1:39.974 | | | | 58.5 | 18:33.117 |
| 12 | 1:41.259 | | | | 57.8 | 20:14.376 |

| | | | | | | |
|----------|--------------------------|--|--|-------|------|-----------|
| 7 | NIL BUSSOT FERRER | | | | | |
| | HONDA PRODECOM RACING | | | HONDA | | |
| 1 | 1:56.863 | | | | 50.1 | 1:56.863 |
| 2 | 1:42.190 | | | | 57.2 | 3:39.053 |
| 3 | 1:41.495 | | | | 57.6 | 5:20.548 |
| 4 | 1:39.848 | | | | 58.6 | 7:00.396 |
| 5 | 1:40.124 | | | | 58.4 | 8:40.520 |
| 6 | 1:40.860 | | | | 58.0 | 10:21.380 |
| 7 | 1:40.548 | | | | 58.2 | 12:01.928 |
| 8 | 1:39.032 | | | | 59.1 | 13:40.960 |
| 9 | 1:39.518 | | | | 58.8 | 15:20.478 |
| 10 | 1:40.194 | | | | 58.4 | 17:00.672 |
| 11 | 1:40.411 | | | | 58.3 | 18:41.083 |
| 12 | 1:39.590 | | | | 58.7 | 20:20.673 |

| | | | | | | |
|-----------|---------------------------------|--|--|-----|------|-----------|
| 14 | FRANCISCO HARO GUTIERREZ | | | | | |
| | FULL GAZ ENERGY KTM ORTIZ | | | KTM | | |
| 1 | 1:54.372 | | | | 51.1 | 1:54.372 |
| 2 | 1:43.511 | | | | 56.5 | 3:37.883 |
| 3 | 1:41.959 | | | | 57.4 | 5:19.842 |
| 4 | 1:41.421 | | | | 57.7 | 7:01.263 |
| 5 | 1:41.137 | | | | 57.8 | 8:42.400 |
| 6 | 1:42.616 | | | | 57.0 | 10:25.016 |
| 7 | 1:42.137 | | | | 57.3 | 12:07.153 |
| 8 | 1:42.153 | | | | 57.3 | 13:49.306 |
| 9 | 1:41.752 | | | | 57.5 | 15:31.058 |

■ Mejor Personal ■ Mejor de la sesión B Cruzando la línea de meta por el pit lane.

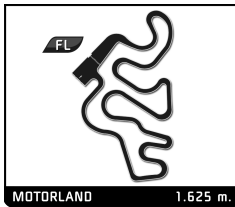
| Vlt. | Tiempo | Sector 1 | Sector 2 | Sector 3 | Km/h | T. Sesión |
|------|-----------------|----------|----------|----------|------|-----------|
| 10 | 1:41.681 | | | | 57.5 | 17:12.739 |
| 11 | 1:42.181 | | | | 57.3 | 18:54.920 |
| 12 | 1:40.859 | | | | 58.0 | 20:35.779 |

| | | | | | | |
|-----------|----------------------------------|--|--|-----|------|-----------|
| 17 | JOSE ANTONIO BUTRON OLIVA | | | | | |
| | KTM TRT MOTORCYCLES | | | KTM | | |
| 1 | 1:46.541 | | | | 54.9 | 1:46.541 |
| 2 | 1:38.063 | | | | 59.7 | 3:24.604 |
| 3 | 1:38.500 | | | | 59.4 | 5:03.104 |
| 4 | 1:38.555 | | | | 59.4 | 6:41.659 |
| 5 | 1:38.651 | | | | 59.3 | 8:20.310 |
| 6 | 1:39.041 | | | | 59.1 | 9:59.351 |
| 7 | 1:37.729 | | | | 59.9 | 11:37.080 |
| 8 | 1:37.949 | | | | 59.7 | 13:15.029 |
| 9 | 1:37.199 | | | | 60.2 | 14:52.228 |
| 10 | 1:39.269 | | | | 58.9 | 16:31.497 |
| 11 | 1:39.358 | | | | 58.9 | 18:10.855 |
| 12 | 1:38.663 | | | | 59.3 | 19:49.518 |

| | | | | | | |
|-----------|------------------------------|--|--|----------|------|-----------|
| 22 | FRANCESC MATARO VILAR | | | | | |
| | KAWASAKI BOXZERO RACING | | | KAWASAKI | | |
| 1 | 2:08.697 | | | | 45.5 | 2:08.697 |
| 2 | 1:45.472 | | | | 55.5 | 3:54.169 |
| 3 | 1:41.712 | | | | 57.5 | 5:35.881 |
| 4 | 1:39.956 | | | | 58.5 | 7:15.837 |
| 5 | 1:39.904 | | | | 58.6 | 8:55.741 |
| 6 | 1:39.813 | | | | 58.6 | 10:35.554 |
| 7 | 1:39.319 | | | | 58.9 | 12:14.873 |
| 8 | 1:39.519 | | | | 58.8 | 13:54.392 |
| 9 | 1:39.983 | | | | 58.5 | 15:34.375 |
| 10 | 1:40.692 | | | | 58.1 | 17:15.067 |
| 11 | 1:42.376 | | | | 57.1 | 18:57.443 |
| 12 | 1:39.786 | | | | 58.6 | 20:37.229 |

| | | | | | | |
|-----------|------------------------|--|--|--------|------|-----------|
| 27 | ALEX DIAZ LOPEZ | | | | | |
| | MASTERCROSS DIAZ | | | YAMAHA | | |
| 1 | 2:09.835 | | | | 45.1 | 2:09.835 |
| 2 | 1:49.875 | | | | 53.2 | 3:59.710 |
| 3 | 1:47.821 | | | | 54.3 | 5:47.531 |
| 4 | 1:47.640 | | | | 54.3 | 7:35.171 |
| 5 | 1:46.757 | | | | 54.8 | 9:21.928 |
| 6 | 1:45.611 | | | | 55.4 | 11:07.539 |
| 7 | 1:45.508 | | | | 55.4 | 12:53.047 |
| 8 | 1:46.203 | | | | 55.1 | 14:39.250 |
| 9 | 1:48.133 | | | | 54.1 | 16:27.383 |
| 10 | 1:48.214 | | | | 54.1 | 18:15.597 |
| 11 | 1:48.990 | | | | 53.7 | 20:04.587 |

| | | | | | | |
|-----------|--------------------------------|--|--|--|------|-----------|
| 28 | ALEJANDRO BOLADO MANGAS | | | | | |
| | | | | | | |
| 1 | 2:05.268 | | | | 46.7 | 2:05.268 |
| 2 | 1:53.852 | | | | 51.4 | 3:59.120 |
| 3 | 1:52.494 | | | | 52.0 | 5:51.614 |
| 4 | 1:52.280 | | | | 52.1 | 7:43.894 |
| 5 | 1:54.521 | | | | 51.1 | 9:38.415 |
| 6 | 1:53.256 | | | | 51.7 | 11:31.671 |
| 7 | 1:57.404 | | | | 49.8 | 13:29.075 |



Elite-MX1

RFME Campeonato de España de Motocross

Manga de Clasificación

Vuelta a vuelta

■ Mejor Personal ■ Mejor de la sesión B Cruzando la línea de meta por el pit lane.

| Vlt. | Tiempo | Sector 1 | Sector 2 | Sector 3 | Km/h | T. Sesión |
|------|----------|----------|----------|----------|------|-----------|
| 8 | 2:01.406 | | | | 48.2 | 15:30.481 |
| 9 | 1:59.986 | | | | 48.8 | 17:30.467 |
| 10 | 1:53.898 | | | | 51.4 | 19:24.365 |
| 11 | 1:55.141 | | | | 50.8 | 21:19.506 |

| 44 NIL ARCARONS GALI | | | | | | |
|---------------------------|-----------------|--|-----------|--|------|-----------|
| MOTOS ARRIBAS RACING TEAM | | | HUSQVARNA | | | |
| 1 | 1:44.852 | | | | 55.8 | 1:44.852 |
| 2 | 1:41.536 | | | | 57.6 | 3:26.388 |
| 3 | 1:38.742 | | | | 59.2 | 5:05.130 |
| 4 | 1:39.392 | | | | 58.9 | 6:44.522 |
| 5 | 1:38.169 | | | | 59.6 | 8:22.691 |
| 6 | 1:37.899 | | | | 59.8 | 10:00.590 |
| 7 | 1:37.709 | | | | 59.9 | 11:38.299 |
| 8 | 1:37.900 | | | | 59.8 | 13:16.199 |
| 9 | 1:37.189 | | | | 60.2 | 14:53.388 |
| 10 | 1:38.396 | | | | 59.5 | 16:31.784 |
| 11 | 1:37.478 | | | | 60.0 | 18:09.262 |
| 12 | 1:39.227 | | | | 59.0 | 19:48.489 |

| 45 LLUIS RIERA ALBAS | | | | | | |
|--------------------------|-----------------|--|--------|--|------|-----------|
| YAMAHA AUSIO RACING TEAM | | | YAMAHA | | | |
| 1 | 1:54.658 | | | | 51.0 | 1:54.658 |
| 2 | 1:44.140 | | | | 56.2 | 3:38.798 |
| 3 | 1:42.153 | | | | 57.3 | 5:20.951 |
| 4 | 1:42.772 | | | | 56.9 | 7:03.723 |
| 5 | 1:41.336 | | | | 57.7 | 8:45.059 |
| 6 | 1:40.436 | | | | 58.2 | 10:25.495 |
| 7 | 1:42.367 | | | | 57.1 | 12:07.862 |
| 8 | 1:41.071 | | | | 57.9 | 13:48.933 |
| 9 | 1:42.387 | | | | 57.1 | 15:31.320 |
| 10 | 1:41.539 | | | | 57.6 | 17:12.859 |
| 11 | 1:42.210 | | | | 57.2 | 18:55.069 |
| 12 | 1:40.084 | | | | 58.5 | 20:35.153 |

| 51 SERGIO CASTRO ORTEGA | | | | | | |
|-------------------------|-----------------|--|----------|--|------|-----------|
| TEAM CASTRO MX | | | KAWASAKI | | | |
| 1 | 1:49.630 | | | | 53.4 | 1:49.630 |
| 2 | 1:40.425 | | | | 58.3 | 3:30.055 |
| 3 | 1:38.995 | | | | 59.1 | 5:09.050 |
| 4 | 1:38.538 | | | | 59.4 | 6:47.588 |
| 5 | 1:39.120 | | | | 59.0 | 8:26.708 |
| 6 | 1:39.177 | | | | 59.0 | 10:05.885 |
| 7 | 1:39.285 | | | | 58.9 | 11:45.170 |
| 8 | 1:39.982 | | | | 58.5 | 13:25.152 |
| 9 | 1:40.847 | | | | 58.0 | 15:05.999 |
| 10 | 1:40.548 | | | | 58.2 | 16:46.547 |
| 11 | 1:40.989 | | | | 57.9 | 18:27.536 |
| 12 | 1:41.678 | | | | 57.5 | 20:09.214 |

| 57 FRANCISCO JAVIER CAMACHO CAI | | | | | | |
|---------------------------------|----------|--|-----------|--|------|----------|
| MATARACING | | | HUSQVARNA | | | |
| 1 | 1:59.922 | | | | 48.8 | 1:59.922 |
| 2 | 1:42.913 | | | | 56.8 | 3:42.835 |
| 3 | 1:47.306 | | | | 54.5 | 5:30.141 |
| 4 | 1:41.457 | | | | 57.7 | 7:11.598 |
| 5 | 1:40.762 | | | | 58.1 | 8:52.360 |

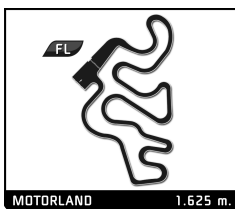
| Vlt. | Tiempo | Sector 1 | Sector 2 | Sector 3 | Km/h | T. Sesión |
|------|-----------------|----------|----------|----------|------|-----------|
| 6 | 1:41.296 | | | | 57.8 | 10:33.656 |
| 7 | 1:40.728 | | | | 58.1 | 12:14.384 |
| 8 | 1:41.561 | | | | 57.6 | 13:55.945 |
| 9 | 1:40.175 | | | | 58.4 | 15:36.120 |
| 10 | 1:41.100 | | | | 57.9 | 17:17.220 |
| 11 | 1:40.757 | | | | 58.1 | 18:57.977 |
| 12 | 1:39.640 | | | | 58.7 | 20:37.617 |

| 69 CARLOS FERNANDEZ MACANAS | | | | | | |
|-----------------------------|-----------------|--|-----|--|------|-----------|
| GRMXPPO | | | KTM | | | |
| 1 | 1:55.984 | | | | 50.4 | 1:55.984 |
| 2 | 1:44.858 | | | | 55.8 | 3:40.842 |
| 3 | 1:42.761 | | | | 56.9 | 5:23.603 |
| 4 | 1:41.348 | | | | 57.7 | 7:04.951 |
| 5 | 1:41.547 | | | | 57.6 | 8:46.498 |
| 6 | 1:39.816 | | | | 58.6 | 10:26.314 |
| 7 | 1:41.305 | | | | 57.7 | 12:07.619 |
| 8 | 1:39.445 | | | | 58.8 | 13:47.064 |
| 9 | 1:40.902 | | | | 58.0 | 15:27.966 |
| 10 | 1:40.416 | | | | 58.3 | 17:08.382 |
| 11 | 1:40.677 | | | | 58.1 | 18:49.059 |
| 12 | 1:40.275 | | | | 58.3 | 20:29.334 |

| 77 JUAN CARLOS MUÑIZ LOPEZ | | | | | | |
|----------------------------|-----------------|--|-----------|--|------|-----------|
| MIRANDELAPARK | | | HUSQVARNA | | | |
| 1 | 2:01.827 | | | | 48.0 | 2:01.827 |
| 2 | 1:48.168 | | | | 54.1 | 3:49.995 |
| 3 | 1:48.547 | | | | 53.9 | 5:38.542 |
| 4 | 1:48.204 | | | | 54.1 | 7:26.746 |
| 5 | 1:49.431 | | | | 53.5 | 9:16.177 |
| 6 | 1:48.447 | | | | 53.9 | 11:04.624 |
| 7 | 1:47.915 | | | | 54.2 | 12:52.539 |
| 8 | 1:48.836 | | | | 53.8 | 14:41.375 |
| 9 | 1:49.662 | | | | 53.3 | 16:31.037 |
| 10 | 1:51.053 | | | | 52.7 | 18:22.090 |
| 11 | 1:54.971 | | | | 50.9 | 20:17.061 |

| 80 SERGIO SANCHEZ CANO | | | | | | |
|------------------------|-----------------|--|-----------|--|------|-----------|
| TEAMX REINA | | | HUSQVARNA | | | |
| 1 | 1:52.785 | | | | 51.9 | 1:52.785 |
| 2 | 1:41.285 | | | | 57.8 | 3:34.070 |
| 3 | 1:39.547 | | | | 58.8 | 5:13.617 |
| 4 | 1:40.113 | | | | 58.4 | 6:53.730 |
| 5 | 1:39.897 | | | | 58.6 | 8:33.627 |
| 6 | 1:40.546 | | | | 58.2 | 10:14.173 |
| 7 | 1:39.434 | | | | 58.8 | 11:53.607 |
| 8 | 1:40.248 | | | | 58.4 | 13:33.855 |
| 9 | 1:41.223 | | | | 57.8 | 15:15.078 |
| 10 | 1:40.197 | | | | 58.4 | 16:55.275 |
| 11 | 1:39.721 | | | | 58.7 | 18:34.996 |
| 12 | 1:40.403 | | | | 58.3 | 20:15.399 |

| 85 JONATHAN MARQUEZ RODRIGUEZ | | | | | | |
|-------------------------------|----------|--|-----|--|------|----------|
| KTM TRT MOTORCYCLES | | | KTM | | | |
| 1 | 2:07.211 | | | | 46.0 | 2:07.211 |
| 2 | 1:48.101 | | | | 54.1 | 3:55.312 |
| 3 | 1:45.903 | | | | 55.2 | 5:41.215 |



Elite-MX1

RFME Campeonato de España de Motocross

Manga de Clasificación

Vuelta a vuelta

■ Mejor Personal ■ Mejor de la sesión B Cruzando la línea de meta por el pit lane.

| Vlt. | Tiempo | Sector 1 | Sector 2 | Sector 3 | Km/h | T. Sesión | Vlt. | Tiempo | Sector 1 | Sector 2 | Sector 3 | Km/h | T. Sesión |
|------|-----------------|----------|----------|----------|------|-----------|------|-----------------|----------|----------|----------|------|-----------|
| 4 | 1:44.733 | | | | 55.9 | 7:25.948 | 5 | 1:43.220 | | | | 56.7 | 8:51.394 |
| 5 | 1:45.739 | | | | 55.3 | 9:11.687 | 6 | 1:43.516 | | | | 56.5 | 10:34.910 |
| 6 | 1:46.099 | | | | 55.1 | 10:57.786 | 7 | 1:41.790 | | | | 57.5 | 12:16.700 |
| 7 | 1:46.158 | | | | 55.1 | 12:43.944 | 8 | 1:40.635 | | | | 58.1 | 13:57.335 |
| 8 | 1:47.239 | | | | 54.6 | 14:31.183 | 9 | 1:41.142 | | | | 57.8 | 15:38.477 |
| 9 | 1:47.428 | | | | 54.5 | 16:18.611 | 10 | 1:41.106 | | | | 57.9 | 17:19.583 |
| 10 | 1:48.571 | | | | 53.9 | 18:07.182 | 11 | 1:41.129 | | | | 57.8 | 19:00.712 |
| 11 | 1:49.702 | | | | 53.3 | 19:56.884 | 12 | 1:41.625 | | | | 57.6 | 20:42.337 |

| 99 JORGE ZARAGOZA BELTRAN | | | | | | |
|---------------------------|-----------------|--|-----|--|------|-----------|
| MOTOLIFE ACADEMY | | | KTM | | | |
| 1 | 1:46.747 | | | | 54.8 | 1:46.747 |
| 2 | 1:39.173 | | | | 59.0 | 3:25.920 |
| 3 | 1:37.992 | | | | 59.7 | 5:03.912 |
| 4 | 1:37.598 | | | | 59.9 | 6:41.510 |
| 5 | 1:36.264 | | | | 60.8 | 8:17.774 |
| 6 | 1:36.340 | | | | 60.7 | 9:54.114 |
| 7 | 1:37.577 | | | | 60.0 | 11:31.691 |
| 8 | 1:37.170 | | | | 60.2 | 13:08.861 |
| 9 | 1:38.074 | | | | 59.6 | 14:46.935 |
| 10 | 1:38.275 | | | | 59.5 | 16:25.210 |
| 11 | 1:37.803 | | | | 59.8 | 18:03.013 |
| 12 | 1:38.185 | | | | 59.6 | 19:41.198 |

| 125 ION ANDER RODRIGUEZ CARTAGEI | | | | | | |
|----------------------------------|-----------------|--|----------|--|------|-----------|
| | | | KAWASAKI | | | |
| 1 | 2:11.333 | | | | 44.5 | 2:11.333 |
| 2 | 1:52.665 | | | | 51.9 | 4:03.998 |
| 3 | 1:52.275 | | | | 52.1 | 5:56.273 |
| 4 | 1:50.463 | | | | 53.0 | 7:46.736 |
| 5 | 1:50.430 | | | | 53.0 | 9:37.166 |
| 6 | 1:50.900 | | | | 52.8 | 11:28.066 |
| 7 | 1:53.986 | | | | 51.3 | 13:22.052 |
| 8 | 1:52.754 | | | | 51.9 | 15:14.806 |
| 9 | 1:52.486 | | | | 52.0 | 17:07.292 |
| 10 | 1:54.363 | | | | 51.2 | 19:01.655 |
| 11 | 1:51.754 | | | | 52.3 | 20:53.409 |

| 101 XURXO PROL ORMEÑO | | | | | | |
|-----------------------|-----------------|--|-----|--|------|-----------|
| MAD MOTOS | | | KTM | | | |
| 1 | 2:07.835 | | | | 45.8 | 2:07.835 |
| 2 | 1:44.499 | | | | 56.0 | 3:52.334 |
| 3 | 1:41.038 | | | | 57.9 | 5:33.372 |
| 4 | 1:41.959 | | | | 57.4 | 7:15.331 |
| 5 | 1:41.740 | | | | 57.5 | 8:57.071 |
| 6 | 1:41.149 | | | | 57.8 | 10:38.220 |
| 7 | 1:41.527 | | | | 57.6 | 12:19.747 |
| 8 | 1:41.772 | | | | 57.5 | 14:01.519 |
| 9 | 1:39.292 | | | | 58.9 | 15:40.811 |
| 10 | 1:40.399 | | | | 58.3 | 17:21.210 |
| 11 | 1:40.524 | | | | 58.2 | 19:01.734 |
| 12 | 1:41.247 | | | | 57.8 | 20:42.981 |

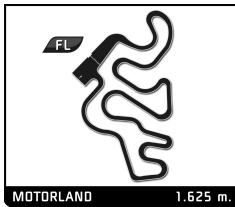
| 169 DAVID NOYA CASANOVAS | | | | | | |
|--------------------------|-----------------|--|----------|--|------|-----------|
| | | | KAWASAKI | | | |
| 1 | 2:08.824 | | | | 45.4 | 2:08.824 |
| 2 | 1:52.905 | | | | 51.8 | 4:01.729 |
| 3 | 1:54.311 | | | | 51.2 | 5:56.040 |
| 4 | 1:52.000 | | | | 52.2 | 7:48.040 |
| 5 | 1:51.675 | | | | 52.4 | 9:39.715 |
| 6 | 1:52.853 | | | | 51.8 | 11:32.568 |
| 7 | 1:54.884 | | | | 50.9 | 13:27.452 |
| 8 | 1:57.208 | | | | 49.9 | 15:24.660 |
| 9 | 1:57.488 | | | | 49.8 | 17:22.148 |
| 10 | 1:53.127 | | | | 51.7 | 19:15.275 |
| 11 | 1:56.593 | | | | 50.2 | 21:11.868 |

| 115 CARLOS CAMPANO JIMENEZ | | | | | | |
|----------------------------|-----------------|--|--------|--|------|-----------|
| YAMAHA E. CASTRO BEDETEC | | | YAMAHA | | | |
| 1 | 1:48.286 | | | | 54.0 | 1:48.286 |
| 2 | 1:39.500 | | | | 58.8 | 3:27.786 |
| 3 | 1:37.687 | | | | 59.9 | 5:05.473 |
| 4 | 1:38.024 | | | | 59.7 | 6:43.497 |
| 5 | 1:37.229 | | | | 60.2 | 8:20.726 |
| 6 | 1:37.277 | | | | 60.1 | 9:58.003 |
| 7 | 1:37.251 | | | | 60.2 | 11:35.254 |
| 8 | 1:37.554 | | | | 60.0 | 13:12.808 |
| 9 | 1:36.496 | | | | 60.6 | 14:49.304 |

| 287 DANIEL GARRALON LORITE | | | | | | |
|----------------------------|-----------------|--|----------|--|------|-----------|
| TEAM 287 | | | KAWASAKI | | | |
| 1 | 2:11.592 | | | | 44.5 | 2:11.592 |
| 2 | 1:50.671 | | | | 52.9 | 4:02.263 |
| 3 | 1:46.957 | | | | 54.7 | 5:49.220 |
| 4 | 1:46.980 | | | | 54.7 | 7:36.200 |
| 5 | 1:47.033 | | | | 54.7 | 9:23.233 |
| 6 | 1:47.979 | | | | 54.2 | 11:11.212 |
| 7 | 1:47.563 | | | | 54.4 | 12:58.775 |
| 8 | 1:49.478 | | | | 53.4 | 14:48.253 |
| 9 | 1:49.001 | | | | 53.7 | 16:37.254 |
| 10 | 1:47.558 | | | | 54.4 | 18:24.812 |
| 11 | 1:48.897 | | | | 53.7 | 20:13.709 |

| 117 LUIS LOPEZ GOMEZ | | | | | | |
|----------------------|----------|--|-----|--|------|----------|
| | | | KTM | | | |
| 1 | 1:57.242 | | | | 49.9 | 1:57.242 |
| 2 | 1:45.077 | | | | 55.7 | 3:42.319 |
| 3 | 1:43.835 | | | | 56.3 | 5:26.154 |
| 4 | 1:42.020 | | | | 57.3 | 7:08.174 |

| 576 DORIAN MARTINEZ | | | | | | |
|-----------------------|----------|--|-------|--|------|----------|
| HONDA PRODECOM RACING | | | HONDA | | | |
| 1 | 1:59.656 | | | | 48.9 | 1:59.656 |
| 2 | 1:44.685 | | | | 55.9 | 3:44.341 |
| 3 | 1:43.409 | | | | 56.6 | 5:27.750 |
| 4 | 1:43.100 | | | | 56.7 | 7:10.850 |



Elite-MX1

RFME Campeonato de España de Motocross

Manga de Clasificación

Vuelta a vuelta

■ Mejor Personal ■ Mejor de la sesión B Cruzando la línea de meta por el pit lane.

| Vlt. | Tiempo | Sector 1 | Sector 2 | Sector 3 | Km/h | T. Sesión | Vlt. | Tiempo | Sector 1 | Sector 2 | Sector 3 | Km/h | T. Sesión |
|------|-----------------|----------|----------|----------|------|-----------|------|----------|----------|----------|----------|------|-----------|
| 5 | 1:43.051 | | | | 56.8 | 8:53.901 | 5 | 1:47.509 | | | | 54.4 | 9:19.276 |
| 6 | 1:42.999 | | | | 56.8 | 10:36.900 | 6 | 1:47.822 | | | | 54.3 | 11:07.098 |
| 7 | 1:42.920 | | | | 56.8 | 12:19.820 | 7 | 1:48.916 | | | | 53.7 | 12:56.014 |
| 8 | 1:42.465 | | | | 57.1 | 14:02.285 | 8 | 1:47.798 | | | | 54.3 | 14:43.812 |
| 9 | 1:39.779 | | | | 58.6 | 15:42.064 | 9 | 1:51.095 | | | | 52.7 | 16:34.907 |
| 10 | 1:40.819 | | | | 58.0 | 17:22.883 | 10 | 1:48.199 | | | | 54.1 | 18:23.106 |
| 11 | 1:41.915 | | | | 57.4 | 19:04.798 | 11 | 1:49.445 | | | | 53.5 | 20:12.551 |
| 12 | 1:42.653 | | | | 57.0 | 20:47.451 | | | | | | | |

725 RICARDO RAUFAST PARDO
HONDA

| | | | | | | |
|----|-----------------|--|--|--|------|-----------|
| 1 | 2:13.353 | | | | 43.9 | 2:13.353 |
| 2 | 1:52.056 | | | | 52.2 | 4:05.409 |
| 3 | 1:52.827 | | | | 51.8 | 5:58.236 |
| 4 | 1:51.599 | | | | 52.4 | 7:49.835 |
| 5 | 1:50.976 | | | | 52.7 | 9:40.811 |
| 6 | 1:53.676 | | | | 51.5 | 11:34.487 |
| 7 | 1:56.572 | | | | 50.2 | 13:31.059 |
| 8 | 1:56.618 | | | | 50.2 | 15:27.677 |
| 9 | 1:57.872 | | | | 49.6 | 17:25.549 |
| 10 | 1:51.096 | | | | 52.7 | 19:16.645 |
| 11 | 1:50.820 | | | | 52.8 | 21:07.465 |

800 SEBASTIAN LOPEZ GUERRERO
TEAM CASTRO MX KTM

| | | | | | | |
|----|-----------------|--|--|--|------|-----------|
| 1 | 2:04.725 | | | | 46.9 | 2:04.725 |
| 2 | 1:49.177 | | | | 53.6 | 3:53.902 |
| 3 | 1:50.886 | | | | 52.8 | 5:44.788 |
| 4 | 1:48.777 | | | | 53.8 | 7:33.565 |
| 5 | 1:49.358 | | | | 53.5 | 9:22.923 |
| 6 | 1:50.186 | | | | 53.1 | 11:13.109 |
| 7 | 1:48.736 | | | | 53.8 | 13:01.845 |
| 8 | 1:49.940 | | | | 53.2 | 14:51.785 |
| 9 | 1:50.127 | | | | 53.1 | 16:41.912 |
| 10 | 1:52.284 | | | | 52.1 | 18:34.196 |
| 11 | 1:50.117 | | | | 53.1 | 20:24.313 |

802 BENJAMIN GERBER
KTM

| | | | | | | |
|----|-----------------|--|--|--|------|-----------|
| 1 | 2:09.082 | | | | 45.3 | 2:09.082 |
| 2 | 1:54.403 | | | | 51.1 | 4:03.485 |
| 3 | 1:51.437 | | | | 52.5 | 5:54.922 |
| 4 | 1:50.472 | | | | 53.0 | 7:45.394 |
| 5 | 1:51.000 | | | | 52.7 | 9:36.394 |
| 6 | 1:51.185 | | | | 52.6 | 11:27.579 |
| 7 | 1:55.570 | | | | 50.6 | 13:23.149 |
| 8 | 1:52.810 | | | | 51.9 | 15:15.959 |
| 9 | 1:52.186 | | | | 52.1 | 17:08.145 |
| 10 | 1:51.604 | | | | 52.4 | 18:59.749 |
| 11 | 1:52.675 | | | | 51.9 | 20:52.424 |

824 GERARDO CARRAL GUTIERREZ
HUSQVARNA

| | | | | | | |
|---|-----------------|--|--|--|------|----------|
| 1 | 2:06.584 | | | | 46.2 | 2:06.584 |
| 2 | 1:48.192 | | | | 54.1 | 3:54.776 |
| 3 | 1:49.696 | | | | 53.3 | 5:44.472 |
| 4 | 1:47.295 | | | | 54.5 | 7:31.767 |

831 BRICE MAYLIN
TEAM KAWASAKI RIDE HOUSE KAWASAKI

| | | | | | | |
|----|-----------------|--|--|--|------|-----------|
| 1 | 1:52.686 | | | | 51.9 | 1:52.686 |
| 2 | 1:40.541 | | | | 58.2 | 3:33.227 |
| 3 | 1:42.103 | | | | 57.3 | 5:15.330 |
| 4 | 1:40.450 | | | | 58.2 | 6:55.780 |
| 5 | 1:39.704 | | | | 58.7 | 8:35.484 |
| 6 | 1:40.838 | | | | 58.0 | 10:16.322 |
| 7 | 1:40.229 | | | | 58.4 | 11:56.551 |
| 8 | 1:40.896 | | | | 58.0 | 13:37.447 |
| 9 | 1:41.143 | | | | 57.8 | 15:18.590 |
| 10 | 1:41.399 | | | | 57.7 | 16:59.989 |
| 11 | 1:42.779 | | | | 56.9 | 18:42.768 |
| 12 | 1:40.530 | | | | 58.2 | 20:23.298 |

925 RAUL ALVAREZ ALCAIDE
YAMAHA E.CASTRO YAMAHA

| | | | | | | |
|----|-----------------|--|--|--|------|-----------|
| 1 | 1:56.134 | | | | 50.4 | 1:56.134 |
| 2 | 1:41.933 | | | | 57.4 | 3:38.067 |
| 3 | 1:40.560 | | | | 58.2 | 5:18.627 |
| 4 | 1:40.683 | | | | 58.1 | 6:59.310 |
| 5 | 1:40.403 | | | | 58.3 | 8:39.713 |
| 6 | 1:40.182 | | | | 58.4 | 10:19.895 |
| 7 | 1:40.697 | | | | 58.1 | 12:00.592 |
| 8 | 1:39.465 | | | | 58.8 | 13:40.057 |
| 9 | 1:43.483 | | | | 56.5 | 15:23.540 |
| 10 | 1:42.514 | | | | 57.1 | 17:06.054 |
| 11 | 1:42.399 | | | | 57.1 | 18:48.453 |
| 12 | 1:39.736 | | | | 58.7 | 20:28.189 |