

# Elite-MX1

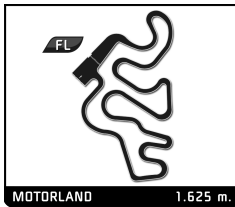
## RFME Campeonato de España de Motocross

### Manga 2

### Vuelta a vuelta

■ Mejor Personal ■ Mejor de la sesión B Cruzando la línea de meta por el pit lane.

Vlt.	Tiempo	Sector 1	Sector 2	Sector 3	Km/h	T. Sesión	Vlt.	Tiempo	Sector 1	Sector 2	Sector 3	Km/h	T. Sesión	
<b>1</b>	<b>ANDER VALENTIN LASHERAS</b>							9	1:44.751				55.8	15:52.537
	HUSQVARNA ESPAÑA							10	1:43.124				56.7	17:35.661
	HUSQVARNA							11	1:44.712				55.9	19:20.373
1	1:49.406				53.5	1:49.406	12	1:44.927				55.8	21:05.300	
2	1:40.865				58.0	3:30.271	13	1:46.086				55.1	22:51.386	
3	1:40.734				58.1	5:11.005	14	1:47.404				54.5	24:38.790	
4	1:39.432				58.8	6:50.437	15	1:45.537				55.4	26:24.327	
5	1:39.714				58.7	8:30.151	16	1:47.094				54.6	28:11.421	
6	1:39.095				59.0	10:09.246	17	1:45.648				55.4	29:57.069	
7	1:39.325				58.9	11:48.571	18	1:48.209				54.1	31:45.278	
8	1:39.663				58.7	13:28.234	19	1:46.863				54.7	33:32.141	
9	1:40.910				58.0	15:09.144	20	1:49.268				53.5	35:21.409	
10	1:38.897				59.2	16:48.041								
11	1:38.798				59.2	18:26.839								
12	1:40.341				58.3	20:07.180								
13	1:39.602				58.7	21:46.782								
14	1:38.906				59.1	23:25.688								
15	1:39.461				58.8	25:05.149								
16	1:39.721				58.7	26:44.870								
17	1:39.718				58.7	28:24.588								
18	1:39.193				59.0	30:03.781								
19	1:38.813				59.2	31:42.594								
20	1:38.434				59.4	33:21.028								
21	<b>1:38.186</b>				59.6	34:59.214								
<b>7</b>	<b>NIL BUSSOT FERRER</b>							<b>17</b>	<b>JOSE ANTONIO BUTRON OLIVA</b>					
	HONDA PRODECOM RACING								KTM TRT MOTORCYCLES					
	HONDA								KTM					
1	1:53.326				51.6	1:53.326	1	1:41.352				57.7	1:41.352	
2	1:45.028				55.7	3:38.354	2	1:36.329				60.7	3:17.681	
3	1:43.984				56.3	5:22.338	3	1:36.821				60.4	4:54.502	
4	1:44.234				56.1	7:06.572	4	<b>1:36.173</b>				60.8	6:30.675	
5	1:41.766				57.5	8:48.338	5	1:37.740				59.9	8:08.415	
6	<b>1:40.836</b>				58.0	10:29.174	6	1:37.468				60.0	9:45.883	
7	1:41.576				57.6	12:10.750	7	1:39.065				59.1	11:24.948	
8	1:41.841				57.4	13:52.591	8	1:38.710				59.3	13:03.658	
9	1:41.819				57.5	15:34.410	9	1:38.460				59.4	14:42.118	
10	1:43.945				56.3	17:18.355	10	1:38.404				59.4	16:20.522	
11	1:43.176				56.7	19:01.531	11	1:38.431				59.4	17:58.953	
12	1:42.632				57.0	20:44.163	12	1:37.184				60.2	19:36.137	
13	1:42.823				56.9	22:26.986	13	1:38.025				59.7	21:14.162	
14	1:43.205				56.7	24:10.191	14	1:37.908				59.7	22:52.070	
15	1:41.990				57.4	25:52.181	15	1:38.180				59.6	24:30.250	
16	1:43.718				56.4	27:35.899	16	1:37.277				60.1	26:07.527	
17	1:42.415				57.1	29:18.314	17	1:38.249				59.5	27:45.776	
18	1:43.048				56.8	31:01.362	18	1:38.279				59.5	29:24.055	
19	1:45.208				55.6	32:46.570	19	1:38.186				59.6	31:02.241	
20	1:42.668				57.0	34:29.238	20	1:37.446				60.0	32:39.687	
							21	1:42.213				57.2	34:21.900	
<b>14</b>	<b>FRANCISCO HARO GUTIERREZ</b>							<b>22</b>	<b>FRANCESC MATARO VILAR</b>					
	FULL GAZ ENERGY KTM ORTIZ								KAWASAKI BOXZERO RACING					
	KTM								KAWASAKI					
1	1:55.992				50.4	1:55.992	1	1:45.572				55.4	1:45.572	
2	1:46.058				55.2	3:42.050	2	<b>1:39.151</b>				59.0	3:24.723	
3	1:44.598				55.9	5:26.648	3	1:40.826				58.0	5:05.549	
4	<b>1:43.047</b>				56.8	7:09.695	4	1:50.998				52.7	6:56.547	
5	1:43.557				56.5	8:53.252	5	1:40.016				58.5	8:36.563	
6	1:45.107				55.7	10:38.359	6	1:40.436				58.2	10:16.999	
7	1:44.266				56.1	12:22.625	7	1:40.339				58.3	11:57.338	
8	1:45.161				55.6	14:07.786	8	1:40.560				58.2	13:37.898	
							9	1:40.542				58.2	15:18.440	
							10	1:40.033				58.5	16:58.473	
							11	1:40.622				58.1	18:39.095	
							12	1:42.059				57.3	20:21.154	
							13	1:40.172				58.4	22:01.326	
							14	1:39.321				58.9	23:40.647	
							15	1:41.464				57.7	25:22.111	
							16	1:41.378				57.7	27:03.489	
							17	1:41.959				57.4	28:45.448	
							18	1:42.150				57.3	30:27.598	
							19	1:42.886				56.9	32:10.484	



# Elite-MX1

## RFME Campeonato de España de Motocross

### Manga 2

### Vuelta a vuelta

■ Mejor Personal ■ Mejor de la sesión B Cruzando la línea de meta por el pit lane.

Vlt.	Tiempo	Sector 1	Sector 2	Sector 3	Km/h	T. Sesión
20	1:42.836				56.9	33:53.320
21	1:48.702				53.8	35:42.022

27 ALEIX DIAZ LOPEZ				YAMAHA	
MASTERCROSS DIAZ					
1	1:59.749				48.9 1:59.749
2	1:48.645				53.8 3:48.394
3	1:48.103				54.1 5:36.497
4	1:47.306				54.5 7:23.803
5	1:47.624				54.4 9:11.427
6	1:47.350				54.5 10:58.777
7	1:49.356				53.5 12:48.133
8	1:49.202				53.6 14:37.335
9	1:50.772				52.8 16:28.107
10	1:50.296				53.0 18:18.403
11	1:52.889				51.8 20:11.292
12	1:52.709				51.9 22:04.001
13	1:51.875				52.3 23:55.876
14	1:52.982				51.8 25:48.858
15	1:52.807				51.9 27:41.665
16	1:54.604				51.0 29:36.269
17	1:52.627				51.9 31:28.896
18	1:54.734				51.0 33:23.630
19	1:54.820				50.9 35:18.450

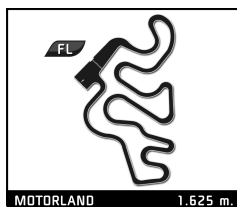
28 ALEJANDRO BOLADO MANGAS					
1	2:05.777				46.5 2:05.777
2	1:53.846				51.4 3:59.623
3	1:51.024				52.7 5:50.647
4	1:49.302				53.5 7:39.949
5	1:49.243				53.6 9:29.192
6	1:50.074				53.1 11:19.266
7	1:53.434				51.6 13:12.700
8	1:52.178				52.1 15:04.878
9	2:05.216				46.7 17:10.094
10	1:59.614				48.9 19:09.708
11	1:55.109				50.8 21:04.817
12	1:58.564				49.3 23:03.381
13	1:55.603				50.6 24:58.984
14	1:59.642				48.9 26:58.626
15	1:57.424				49.8 28:56.050
16	1:58.147				49.5 30:54.197
17	2:00.165				48.7 32:54.362
18	1:56.763				50.1 34:51.125

44 NIL ARCARONS GALI				HUSQVARNA	
MOTOS ARRIBAS RACING TEAM					
1	1:40.837				58.0 1:40.837
2	1:38.239				59.5 3:19.076
3	1:37.621				59.9 4:56.697
4	1:36.485				60.6 6:33.182
5	1:36.974				60.3 8:10.156
6	1:37.090				60.3 9:47.246
7	1:38.904				59.1 11:26.150
8	1:38.353				59.5 13:04.503
9	1:38.680				59.3 14:43.183
10	1:38.402				59.5 16:21.585

Vlt.	Tiempo	Sector 1	Sector 2	Sector 3	Km/h	T. Sesión
11	1:38.002				59.7	17:59.587
12	1:37.748				59.8	19:37.335
13	1:38.057				59.7	21:15.392
14	1:37.596				59.9	22:52.988
15	1:38.556				59.4	24:31.544
16	1:37.202				60.2	26:08.746
17	1:37.812				59.8	27:46.558
18	1:39.189				59.0	29:25.747
19	1:38.062				59.7	31:03.809
20	1:39.284				58.9	32:43.093
21	1:42.014				57.3	34:25.107

45 LLUIS RIERA ALBAS				YAMAHA	
YAMAHA AUSIO RACING TEAM					
1	1:54.282				51.2 1:54.282
2	1:43.371				56.6 3:37.653
3	1:42.411				57.1 5:20.064
4	1:41.928				57.4 7:01.992
5	1:42.771				56.9 8:44.763
6	1:42.993				56.8 10:27.756
7	2:35.149				37.7 13:02.905
8	1:48.558				53.9 14:51.463
9	1:45.328				55.5 16:36.791
10	1:44.354				56.1 18:21.145
11	1:45.521				55.4 20:06.666
12	1:45.643				55.4 21:52.309
13	1:45.452				55.5 23:37.761
14	1:46.704				54.8 25:24.465
15	1:47.436				54.5 27:11.901
16	1:45.785				55.3 28:57.686
17	1:44.665				55.9 30:42.351
18	1:45.221				55.6 32:27.572
19	1:44.539				56.0 34:12.111
20	1:43.676				56.4 35:55.787

51 SERGIO CASTRO ORTEGA				KAWASAKI	
TEAM CASTRO MX					
1	1:47.966				54.2 1:47.966
2	1:40.869				58.0 3:28.835
3	1:41.158				57.8 5:09.993
4	1:41.943				57.4 6:51.936
5	1:40.512				58.2 8:32.448
6	1:39.670				58.7 10:12.118
7	1:40.486				58.2 11:52.604
8	1:40.567				58.2 13:33.171
9	1:41.641				57.6 15:14.812
10	1:41.711				57.5 16:56.523
11	1:41.021				57.9 18:37.544
12	1:40.702				58.1 20:18.246
13	1:41.856				57.4 22:00.102
14	1:43.513				56.5 23:43.615
15	1:43.774				56.4 25:27.389
16	1:43.521				56.5 27:10.910
17	1:44.074				56.2 28:54.984
18	1:43.610				56.5 30:38.594
19	1:44.467				56.0 32:23.061
20	1:44.438				56.0 34:07.499
21	1:46.255				55.1 35:53.754



# Elite-MX1

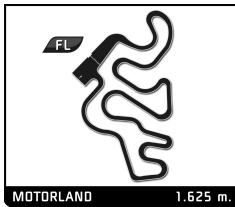
## RFME Campeonato de España de Motocross

### Manga 2

Vuelta a vuelta

■ Mejor Personal ■ Mejor de la sesión B Cruzando la línea de meta por el pit lane.

Vlt.	Tiempo	Sector 1	Sector 2	Sector 3	Km/h	T. Sesión	Vlt.	Tiempo	Sector 1	Sector 2	Sector 3	Km/h	T. Sesión	
<b>57</b>	<b>FRANCISCO JAVIER CAMACHO CAI</b>							10	1:54.594				51.0	18:54.382
	MATARACING HUSQVARNA							11	1:55.716				50.6	20:50.098
1	1:53.874				51.4	1:53.874	12	1:55.111				50.8	22:45.209	
2	1:45.314				55.5	3:39.188	13	1:59.268				49.0	24:44.477	
3	1:43.923				56.3	5:23.111	14	1:55.704				50.6	26:40.181	
4	1:43.147				56.7	7:06.258	15	1:58.576				49.3	28:38.757	
5	1:43.243				56.7	8:49.501	16	1:56.848				50.1	30:35.605	
6	1:42.664				57.0	10:32.165	17	2:01.769				48.0	32:37.374	
7	1:41.511				57.6	12:13.676	18	2:01.234				48.3	34:38.608	
8	1:41.183				57.8	13:54.859								
9	<b>1:40.350</b>				58.3	15:35.209								
10	1:42.566				57.0	17:17.775								
11	1:41.608				57.6	18:59.383								
12	1:41.358				57.7	20:40.741								
13	1:43.019				56.8	22:23.760								
14	1:42.502				57.1	24:06.262								
15	1:41.484				57.6	25:47.746								
16	1:42.346				57.2	27:30.092								
17	1:41.953				57.4	29:12.045								
18	1:42.373				57.1	30:54.418								
19	1:46.836				54.8	32:41.254								
20	1:46.209				55.1	34:27.463								
<b>69</b>	<b>CARLOS FERNANDEZ MACANAS</b>							<b>80</b>	<b>SERGIO SANCHEZ CANO</b>					
	GRMXPRO KTM							TEAMX REINA HUSQVARNA						
1	1:52.020				52.2	1:52.020	1	1:50.040				53.2	1:50.040	
2	1:44.884				55.8	3:36.904	2	1:42.621				57.0	3:32.661	
3	1:45.134				55.6	5:22.038	3	1:42.498				57.1	5:15.159	
4	1:42.616				57.0	7:04.654	4	1:42.017				57.3	6:57.176	
5	<b>1:41.287</b>				57.8	8:45.941	5	1:41.930				57.4	8:39.106	
6	1:42.172				57.3	10:28.113	6	1:42.913				56.8	10:22.019	
7	1:41.360				57.7	12:09.473	7	1:42.287				57.2	12:04.306	
8	1:41.646				57.6	13:51.119	8	1:42.548				57.0	13:46.854	
9	1:41.868				57.4	15:32.987	9	1:41.833				57.4	15:28.687	
10	1:42.321				57.2	17:15.308	10	1:43.069				56.8	17:11.756	
11	1:42.589				57.0	18:57.897	11	1:43.102				56.7	18:54.858	
12	1:44.189				56.1	20:42.086	12	1:43.085				56.7	20:37.943	
13	1:48.329				54.0	22:30.415	13	1:42.536				57.1	22:20.479	
14	1:43.316				56.6	24:13.731	14	1:42.206				57.2	24:02.685	
15	1:44.006				56.2	25:57.737	15	1:42.403				57.1	25:45.088	
16	1:44.446				56.0	27:42.183	16	1:41.966				57.4	27:27.054	
17	1:47.286				54.5	29:29.469	17	<b>1:41.229</b>				57.8	29:08.283	
18	1:45.356				55.5	31:14.825	18	1:41.810				57.5	30:50.093	
19	1:47.842				54.2	33:02.667	19	1:41.960				57.4	32:32.053	
20	1:50.338				53.0	34:53.005	20	1:50.342				53.0	34:22.395	
<b>77</b>	<b>JUAN CARLOS MUÑIZ LOPEZ</b>							<b>85</b>	<b>JONATHAN MARQUEZ RODRIGUEZ</b>					
	MIRANDELAPARK HUSQVARNA							KTM TRT MOTORCYCLES KTM						
1	2:01.996				48.0	2:01.996	1	1:55.307				50.7	1:55.307	
2	<b>1:48.199</b>				54.1	3:50.195	2	1:47.648				54.3	3:42.955	
3	1:50.295				53.0	5:40.490	3	<b>1:45.932</b>				55.2	5:28.887	
4	1:50.821				52.8	7:31.311	4	1:47.101				54.6	7:15.988	
5	1:50.532				52.9	9:21.843	5	1:46.042				55.2	9:02.030	
6	1:51.744				52.4	11:13.587	6	1:46.487				54.9	10:48.517	
7	1:55.678				50.6	13:09.265	7	1:46.984				54.7	12:35.501	
8	1:54.522				51.1	15:03.787	8	1:46.950				54.7	14:22.451	
9	1:56.001				50.4	16:59.788	9	1:47.726				54.3	16:10.177	
							10	1:47.882				54.2	17:58.059	
							11	1:52.424				52.0	19:50.483	
							12	1:49.802				53.3	21:40.285	
							13	1:50.020				53.2	23:30.305	
							14	1:48.370				54.0	25:18.675	
							15	1:48.971				53.7	27:07.646	
							16	1:48.850				53.7	28:56.496	
							17	1:48.978				53.7	30:45.474	
							18	1:50.724				52.8	32:36.198	
							19	1:51.179				52.6	34:27.377	
<b>99</b>	<b>JORGE ZARAGOZA BELTRAN</b>													
	MOTOLIFE ACADEMY KTM													
1	1:42.953											56.8	1:42.953	



# Elite-MX1

## RFME Campeonato de España de Motocross

### Manga 2

### Vuelta a vuelta

■ Mejor Personal ■ Mejor de la sesión B Cruzando la línea de meta por el pit lane.

Vlt.	Tiempo	Sector 1	Sector 2	Sector 3	Km/h	T. Sesión	Vlt.	Tiempo	Sector 1	Sector 2	Sector 3	Km/h	T. Sesión
2	1:37.851				59.8	3:20.804	7	1:43.457				56.5	12:16.002
3	1:37.584				59.9	4:58.388	8	1:43.705				56.4	13:59.707
4	<b>1:36.426</b>				60.7	6:34.814	9	1:43.702				56.4	15:43.409
5	1:36.707				60.5	8:11.521	10	1:45.073				55.7	17:28.482
6	1:37.795				59.8	9:49.316	11	1:44.876				55.8	19:13.358
7	1:38.425				59.4	11:27.741	12	1:44.523				56.0	20:57.881
8	1:38.362				59.5	13:06.103	13	1:46.697				54.8	22:44.578
9	1:38.680				59.3	14:44.783	14	1:45.273				55.6	24:29.851
10	1:38.687				59.3	16:23.470	15	1:47.621				54.4	26:17.472
11	1:37.844				59.8	18:01.314	16	1:44.392				56.0	28:01.864
12	1:38.608				59.3	19:39.922	17	1:45.052				55.7	29:46.916
13	1:37.615				59.9	21:17.537	18	1:46.631				54.9	31:33.547
14	1:37.797				59.8	22:55.334	19	1:48.382				54.0	33:21.929
15	1:37.772				59.8	24:33.106	20	1:48.922				53.7	35:10.851
16	1:38.814				59.2	26:11.920							
17	1:37.230				60.2	27:49.150							
18	1:38.734				59.3	29:27.884							
19	1:38.573				59.3	31:06.457							
20	1:38.196				59.6	32:44.653							
21	1:41.436				57.7	34:26.089							

**101** XURXO PROL ORMEÑO  
MAD MOTOS KTM

1	1:53.222				51.7	1:53.222
2	<b>1:43.966</b>				56.3	3:37.188

**115** CARLOS CAMPANO JIMENEZ  
YAMAHA E.CASTRO BEDETEC YAMAHA

1	1:46.116				55.1	1:46.116
2	1:39.948				58.5	3:26.064
3	1:39.786				58.6	5:05.850
4	1:39.179				59.0	6:45.029
5	1:39.337				58.9	8:24.366
6	1:39.799				58.6	10:04.165
7	<b>1:38.552</b>				59.4	11:42.717
8	1:39.946				58.5	13:22.663
9	1:40.252				58.4	15:02.915
10	1:39.964				58.5	16:42.879
11	1:40.153				58.4	18:23.032
12	1:40.091				58.4	20:03.123
13	1:39.100				59.0	21:42.223
14	1:40.316				58.3	23:22.539
15	1:40.221				58.4	25:02.760
16	1:38.834				59.2	26:41.594
17	1:40.672				58.1	28:22.266
18	1:39.759				58.6	30:02.025
19	1:39.058				59.1	31:41.083
20	1:39.139				59.0	33:20.222
21	1:38.894				59.2	34:59.116

**117** LUIS LOPEZ GOMEZ  
KTM

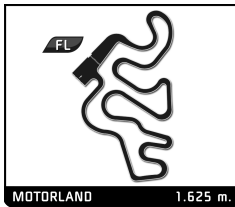
1	1:50.935				52.7	1:50.935
2	1:45.207				55.6	3:36.142
3	1:45.083				55.7	5:21.225
4	1:44.747				55.8	7:05.972
5	<b>1:43.069</b>				56.8	8:49.041
6	1:43.504				56.5	10:32.545

**125** ION ANDER RODRIGUEZ CARTAGEI  
KAWASAKI

1	2:05.035				46.8	2:05.035
2	1:53.777				51.4	3:58.812
3	1:54.418				51.1	5:53.230
4	<b>1:53.007</b>				51.8	7:46.237
5	1:54.836				50.9	9:41.073
6	1:58.794				49.2	11:39.867
7	1:57.410				49.8	13:37.277
8	1:58.833				49.2	15:36.110
9	1:55.719				50.6	17:31.829
10	1:54.734				51.0	19:26.563
11	2:01.362				48.2	21:27.925
12	1:54.465				51.1	23:22.390
13	1:58.160				49.5	25:20.550
14	1:58.223				49.5	27:18.773
15	1:57.941				49.6	29:16.714
16	2:01.141				48.3	31:17.855
17	1:57.410				49.8	33:15.265
18	1:59.155				49.1	35:14.420

**169** DAVID NOYA CASANOVAS  
KAWASAKI

1	2:00.606				48.5	2:00.606
2	1:48.962				53.7	3:49.568
3	1:49.971				53.2	5:39.539
4	1:49.525				53.4	7:29.064
5	<b>1:48.470</b>				53.9	9:17.534
6	1:49.728				53.3	11:07.262
7	1:49.876				53.2	12:57.138
8	1:50.734				52.8	14:47.872
9	1:50.557				52.9	16:38.429
10	1:52.524				52.0	18:30.953
11	1:53.760				51.4	20:24.713
12	1:54.167				51.2	22:18.880
13	1:54.321				51.2	24:13.201
14	1:53.392				51.6	26:06.593
15	1:55.089				50.8	28:01.682
16	1:52.331				52.1	29:54.013
17	1:54.337				51.2	31:48.350
18	1:55.937				50.5	33:44.287
19	1:55.562				50.6	35:39.849



# Elite-MX1

## RFME Campeonato de España de Motocross

### Manga 2

### Vuelta a vuelta

■ Mejor Personal ■ Mejor de la sesión B Cruzando la línea de meta por el pit lane.

Vlt.	Tiempo	Sector 1	Sector 2	Sector 3	Km/h	T. Sesión
<b>287</b>	<b>DANIEL GARRALON LORITE</b>					
	TEAM 287			KAWASAKI		
1	1:59.432				49.0	1:59.432
2	<b>1:48.813</b>				53.8	3:48.245
3	1:50.476				53.0	5:38.721
4	1:48.979				53.7	7:27.700
5	1:49.207				53.6	9:16.907
6	1:50.220				53.1	11:07.127
7	1:51.108				52.7	12:58.235
8	1:51.560				52.4	14:49.795
9	1:53.100				51.7	16:42.895
10	1:54.265				51.2	18:37.160
11	1:55.334				50.7	20:32.494
12	1:54.418				51.1	22:26.912
13	1:54.551				51.1	24:21.463
14	1:55.359				50.7	26:16.822
15	1:54.079				51.3	28:10.901
16	1:55.679				50.6	30:06.580
17	1:53.942				51.3	32:00.522
18	1:55.696				50.6	33:56.218
19	1:55.635				50.6	35:51.853

Vlt.	Tiempo	Sector 1	Sector 2	Sector 3	Km/h	T. Sesión
<b>576</b>	<b>DORIAN MARTINEZ</b>					
	HONDA PRODECOM RACING			HONDA		
1	1:57.528				49.8	1:57.528
2	1:46.881				54.7	3:44.409
3	1:45.220				55.6	5:29.629
4	1:44.216				56.1	7:13.845
5	1:44.624				55.9	8:58.469
6	<b>1:44.078</b>				56.2	10:42.547
7	1:45.104				55.7	12:27.651
8	1:45.063				55.7	14:12.714
9	1:45.863				55.3	15:58.577
10	1:46.592				54.9	17:45.169
11	1:46.291				55.0	19:31.460
12	1:52.463				52.0	21:23.923
13	1:48.883				53.7	23:12.806
14	1:49.305				53.5	25:02.111
15	1:51.299				52.6	26:53.410
16	1:52.990				51.8	28:46.400
17	1:49.646				53.4	30:36.046
18	1:50.207				53.1	32:26.253
19	1:45.374				55.5	34:11.627
20	1:45.311				55.5	35:56.938

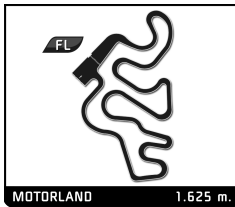
Vlt.	Tiempo	Sector 1	Sector 2	Sector 3	Km/h	T. Sesión
<b>800</b>	<b>SEBASTIAN LOPEZ GUERRERO</b>					
	TEAM CASTRO MX			KTM		
1	2:03.651				47.3	2:03.651
2	1:53.372				51.6	3:57.023
3	1:53.447				51.6	5:50.470
4	<b>1:52.396</b>				52.0	7:42.866
5	1:52.493				52.0	9:35.359
6	1:55.141				50.8	11:30.500
7	1:54.951				50.9	13:25.451
8	1:56.211				50.3	15:21.662
9	1:57.808				49.7	17:19.470
10	1:57.451				49.8	19:16.921

Vlt.	Tiempo	Sector 1	Sector 2	Sector 3	Km/h	T. Sesión
11	1:56.257				50.3	21:13.178
12	1:58.118				49.5	23:11.296
13	1:57.133				49.9	25:08.429
14	1:58.151				49.5	27:06.580
15	1:59.748				48.9	29:06.328
16	1:58.967				49.2	31:05.295
17	1:57.161				49.9	33:02.456
18	1:58.648				49.3	35:01.104

Vlt.	Tiempo	Sector 1	Sector 2	Sector 3	Km/h	T. Sesión
<b>802</b>	<b>BENJAMIN GERBER</b>					
				KTM		
1	2:04.588				47.0	2:04.588
2	1:53.721				51.4	3:58.309
3	1:53.824				51.4	5:52.133
4	1:52.118				52.2	7:44.251
5	1:52.275				52.1	9:36.526
6	1:54.684				51.0	11:31.210
7	1:53.441				51.6	13:24.651
8	1:53.820				51.4	15:18.471
9	1:53.442				51.6	17:11.913
10	1:52.686				51.9	19:04.599
11	1:52.726				51.9	20:57.325
12	1:53.897				51.4	22:51.222
13	1:54.549				51.1	24:45.771
14	<b>1:51.085</b>				52.7	26:36.856
15	1:52.565				52.0	28:29.421
16	1:52.647				51.9	30:22.068
17	1:53.259				51.7	32:15.327
18	1:54.459				51.1	34:09.786
19	1:56.545				50.2	36:06.331

Vlt.	Tiempo	Sector 1	Sector 2	Sector 3	Km/h	T. Sesión
<b>824</b>	<b>GERARDO CARRAL GUTIERREZ</b>					
				HUSQVARNA		
1	2:01.515				48.1	2:01.515
2	1:50.064				53.2	3:51.579
3	<b>1:49.538</b>				53.4	5:41.117
4	1:51.260				52.6	7:32.377
5	1:59.898				48.8	9:32.275
6	1:51.088				52.7	11:23.363
7	1:53.322				51.6	13:16.685
8	1:53.441				51.6	15:10.126
9	1:52.497				52.0	17:02.623
10	1:54.276				51.2	18:56.899
11	1:54.827				50.9	20:51.726
12	1:53.852				51.4	22:45.578
13	1:54.001				51.3	24:39.579
14	1:54.433				51.1	26:34.012
15	1:54.312				51.2	28:28.324
16	1:55.392				50.7	30:23.716
17	1:57.152				49.9	32:20.868
18	2:02.151				47.9	34:23.019

Vlt.	Tiempo	Sector 1	Sector 2	Sector 3	Km/h	T. Sesión
<b>831</b>	<b>BRICE MAYLIN</b>					
	TEAM KAWASAKI RIDE HOUSE			KAWASAKI		
1	1:48.904				53.7	1:48.904
2	1:42.399				57.1	3:31.303
3	1:41.471				57.7	5:12.774
4	1:40.893				58.0	6:53.667



# Elite-MX1

## RFME Campeonato de España de Motocross

### Manga 2

### Vuelta a vuelta

■ Mejor Personal ■ Mejor de la sesión B Cruzando la línea de meta por el pit lane.

Vlt.	Tiempo	Sector 1	Sector 2	Sector 3	Km/h	T. Sesión	Vlt.	Tiempo	Sector 1	Sector 2	Sector 3	Km/h	T. Sesión
5	1:41.212				57.8	8:34.879							
6	<b>1:40.491</b>				58.2	10:15.370							
7	1:43.144				56.7	11:58.514							
8	1:42.287				57.2	13:40.801							
9	1:41.251				57.8	15:22.052							
10	1:41.478				57.6	17:03.530							
11	1:43.314				56.6	18:46.844							
12	1:42.382				57.1	20:29.226							
13	1:42.475				57.1	22:11.701							
14	1:42.995				56.8	23:54.696							
15	1:42.603				57.0	25:37.299							
16	1:42.555				57.0	27:19.854							
17	1:42.483				57.1	29:02.337							
18	1:43.630				56.5	30:45.967							
19	1:42.502				57.1	32:28.469							
20	1:44.716				55.9	34:13.185							
21	1:44.422				56.0	35:57.607							

925 RAUL ALVAREZ ALCAIDE		YAMAHA	
Vlt.	Tiempo	Km/h	T. Sesión
1	1:52.134	52.2	1:52.134
2	1:43.417	56.6	3:35.551
3	1:41.361	57.7	5:16.912
4	1:42.332	57.2	6:59.244
5	<b>1:40.852</b>	58.0	8:40.096
6	1:41.689	57.5	10:21.785
7	1:41.216	57.8	12:03.001
8	1:41.671	57.5	13:44.672
9	1:42.086	57.3	15:26.758
10	1:42.603	57.0	17:09.361
11	1:42.744	56.9	18:52.105
12	1:42.824	56.9	20:34.929
13	1:42.853	56.9	22:17.782
14	1:42.080	57.3	23:59.862
15	1:42.244	57.2	25:42.106
16	1:47.588	54.4	27:29.694
17	1:43.801	56.4	29:13.495
18	1:41.530	57.6	30:55.025
19	1:51.138	52.6	32:46.163
20	1:42.245	57.2	34:28.408