

Elite-MX1

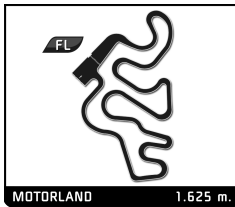
RFME Campeonato de España de Motocross

Manga 1

Vuelta a vuelta

■ Mejor Personal ■ Mejor de la sesión B Cruzando la línea de meta por el pit lane.

Vlt.	Tiempo	Sector 1	Sector 2	Sector 3	Km/h	T. Sesión	Vlt.	Tiempo	Sector 1	Sector 2	Sector 3	Km/h	T. Sesión	
1	ANDER VALENTIN LASHERAS							1	1:49.354				53.5	1:49.354
	HUSQVARNA ESPAÑA							2	1:42.099				57.3	3:31.453
	HUSQVARNA							3	2:05.740				46.5	5:37.193
	1	1:46.106			55.1	1:46.106		4	1:44.921				55.8	7:22.114
	2	1:39.911			58.6	3:26.017		5	1:43.540				56.5	9:05.654
	3	1:38.257			59.5	5:04.274		6	1:44.910				55.8	10:50.564
	4	1:38.178			59.6	6:42.452		7	1:43.738				56.4	12:34.302
	5	1:38.710			59.3	8:21.162		8	1:41.884				57.4	14:16.186
	6	1:38.156			59.6	9:59.318		9	1:44.307				56.1	16:00.493
	7	1:38.712			59.3	11:38.030		10	1:44.250				56.1	17:44.743
	8	1:38.778			59.2	13:16.808		11	1:44.082				56.2	19:28.825
	9	1:39.706			58.7	14:56.514		12	1:49.001				53.7	21:17.826
	10	1:39.358			58.9	16:35.872		13	1:43.319				56.6	23:01.145
	11	1:38.596			59.3	18:14.468		14	1:56.798				50.1	24:57.943
	12	1:38.930			59.1	19:53.398		15	1:42.696				57.0	26:40.639
	13	1:39.588			58.7	21:32.986		16	1:42.698				57.0	28:23.337
	14	1:38.852			59.2	23:11.838		17	1:40.960				57.9	30:04.297
	15	1:40.370			58.3	24:52.208		18	1:41.289				57.8	31:45.586
	16	1:39.401			58.9	26:31.609		19	1:40.456				58.2	33:26.042
	17	1:40.372			58.3	28:11.981		20	1:45.930				55.2	35:11.972
	18	1:40.238			58.4	29:52.219								
	19	1:40.856			58.0	31:33.075								
	20	1:41.635			57.6	33:14.710								
	21	1:41.374			57.7	34:56.084								
5	CARLOS ABEL PEINADO							17	JOSE ANTONIO BUTRON OLIVA					
	TEAM NAMURA BIKES								KTM TRT MOTORCYCLES					
	KTM								KTM					
	1	1:44.582			55.9	1:44.582		1	1:38.552				59.4	1:38.552
	2	1:39.851			58.6	3:24.433		2	1:36.538				60.6	3:15.090
	3	1:38.809			59.2	5:03.242		3	1:36.701				60.5	4:51.791
								4	1:36.673				60.5	6:28.464
								5	1:36.345				60.7	8:04.809
								6	1:37.738				59.9	9:42.547
								7	1:37.658				59.9	11:20.205
								8	1:37.905				59.8	12:58.110
								9	1:36.354				60.7	14:34.464
								10	1:38.282				59.5	16:12.746
								11	1:37.693				59.9	17:50.439
								12	1:37.208				60.2	19:27.647
								13	1:36.388				60.7	21:04.035
								14	1:37.193				60.2	22:41.228
								15	1:36.652				60.5	24:17.880
								16	1:37.884				59.8	25:55.764
								17	1:37.616				59.9	27:33.380
								18	1:37.450				60.0	29:10.830
								19	1:36.850				60.4	30:47.680
								20	1:36.861				60.4	32:24.541
								21	1:38.006				59.7	34:02.547
7	NIL BUSSOT FERRER							22	FRANCESC MATARO VILAR					
	HONDA PRODECOM RACING								KAWASAKI BOXZERO RACING					
	HONDA								KAWASAKI					
	1	1:51.321			52.6	1:51.321		1	1:48.313				54.0	1:48.313
	2	1:42.751			56.9	3:34.072		2	1:42.220				57.2	3:30.533
	3	1:41.026			57.9	5:15.098		3	1:40.568				58.2	5:11.101
	4	1:40.119			58.4	6:55.217		4	1:41.850				57.4	6:52.951
	5	1:41.028			57.9	8:36.245		5	1:41.362				57.7	8:34.313
	6	1:41.472			57.7	10:17.717		6	1:40.869				58.0	10:15.182
	7	1:40.900			58.0	11:58.617		7	1:40.763				58.1	11:55.945
	8	1:40.565			58.2	13:39.182		8	1:40.645				58.1	13:36.590
	9	1:41.195			57.8	15:20.377		9	1:40.920				58.0	15:17.510
	10	1:41.963			57.4	17:02.340		10	1:40.780				58.0	16:58.290
	11	1:40.708			58.1	18:43.048		11	1:41.863				57.4	18:40.153
	12	1:41.838			57.4	20:24.886								
	13	1:39.220			59.0	22:04.106								
	14	1:41.207			57.8	23:45.313								
	15	1:40.390			58.3	25:25.703								
	16	1:40.247			58.4	27:05.950								
	17	1:42.516			57.1	28:48.466								
	18	1:41.632			57.6	30:30.098								
	19	1:41.128			57.8	32:11.226								
	20	1:39.734			58.7	33:50.960								
	21	1:41.166			57.8	35:32.126								
14	FRANCISCO HARO GUTIERREZ													
	FULL GAZ ENERGY KTM ORTIZ													
	KTM													



Elite-MX1

RFME Campeonato de España de Motocross

Manga 1

Vuelta a vuelta

■ Mejor Personal ■ Mejor de la sesión B Cruzando la línea de meta por el pit lane.

Vlt.	Tiempo	Sector 1	Sector 2	Sector 3	Km/h	T. Sesión	Vlt.	Tiempo	Sector 1	Sector 2	Sector 3	Km/h	T. Sesión
12	1:41.513				57.6	20:21.666	3	1:37.087				60.3	4:53.830
13	1:40.098				58.4	22:01.764	4	1:36.221				60.8	6:30.051
14	1:39.973				58.5	23:41.737	5	1:36.469				60.6	8:06.520
15	1:40.586				58.2	25:22.323	6	1:36.763				60.5	9:43.283
16	1:41.173				57.8	27:03.496	7	1:37.952				59.7	11:21.235
17	1:47.159				54.6	28:50.655	8	1:37.455				60.0	12:58.690
18	1:40.203				58.4	30:30.858	9	1:36.600				60.6	14:35.290
19	1:41.002				57.9	32:11.860	10	1:36.696				60.5	16:11.986
20	1:42.048				57.3	33:53.908	11	1:36.457				60.6	17:48.443
21	1:41.332				57.7	35:35.240	12	1:36.577				60.6	19:25.020

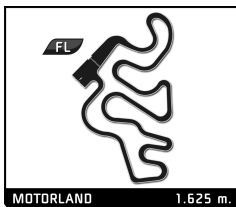
27 ALEIX DIAZ LOPEZ		YAMAHA	
MASTERCROSS DIAZ			
1	1:58.982	49.2	1:58.982
2	1:49.172	53.6	3:48.154
3	1:47.687	54.3	5:35.841
4	1:47.884	54.2	7:23.725
5	1:46.911	54.7	9:10.636
6	1:46.237	55.1	10:56.873
7	1:45.920	55.2	12:42.793
8	1:45.130	55.6	14:27.923
9	1:45.734	55.3	16:13.657
10	1:46.048	55.2	17:59.705
11	1:45.880	55.3	19:45.585
12	1:45.992	55.2	21:31.577
13	1:46.609	54.9	23:18.186
14	1:47.302	54.5	25:05.488
15	1:46.293	55.0	26:51.781
16	1:47.611	54.4	28:39.392
17	1:48.918	53.7	30:28.310
18	1:53.276	51.6	32:21.586
19	1:54.073	51.3	34:15.659

28 ALEJANDRO BOLADO MANGAS			
1	2:03.178	47.5	2:03.178
2	1:50.382	53.0	3:53.560
3	1:49.586	53.4	5:43.146
4	1:50.393	53.0	7:33.539
5	1:52.356	52.1	9:25.895
6	1:50.366	53.0	11:16.261
7	1:52.962	51.8	13:09.223
8	1:51.638	52.4	15:00.861
9	1:54.637	51.0	16:55.498
10	1:54.754	51.0	18:50.252
11	1:52.872	51.8	20:43.124
12	1:50.605	52.9	22:33.729
13	1:55.802	50.5	24:29.531
14	1:52.063	52.2	26:21.594
15	1:52.600	52.0	28:14.194
16	1:54.580	51.1	30:08.774
17	1:54.708	51.0	32:03.482
18	2:04.932	46.8	34:08.414

44 NIL ARCARONS GALI		HUSQVARNA	
MOTOS ARRIBAS RACING TEAM			
1	1:39.722	58.7	1:39.722
2	1:37.021	60.3	3:16.743

45 LLUIS RIERA ALBAS		YAMAHA	
YAMAHA AUSIO RACING TEAM			
1	1:47.421	54.5	1:47.421
2	1:41.592	57.6	3:29.013
3	1:40.678	58.1	5:09.691
4	1:41.319	57.7	6:51.010
5	1:42.047	57.3	8:33.057
6	1:41.498	57.6	10:14.555
7	1:40.672	58.1	11:55.227
8	1:40.901	58.0	13:36.128
9	1:40.408	58.3	15:16.536
10	1:40.258	58.3	16:56.794
11	1:41.817	57.5	18:38.611
12	1:41.261	57.8	20:19.872
13	1:40.321	58.3	22:00.193
14	1:42.245	57.2	23:42.438
15	1:40.628	58.1	25:23.066
16	1:41.476	57.6	27:04.542
17	1:42.551	57.0	28:47.093
18	1:42.666	57.0	30:29.759
19	1:40.438	58.2	32:10.197
20	1:39.809	58.6	33:50.006
21	1:40.876	58.0	35:30.882

51 SERGIO CASTRO ORTEGA		KAWASAKI	
TEAM CASTRO MX			
1	1:42.157	57.3	1:42.157
2	1:39.293	58.9	3:21.450
3	1:38.893	59.2	5:00.343
4	1:38.478	59.4	6:38.821
5	1:39.313	58.9	8:18.134
6	1:39.309	58.9	9:57.443
7	1:39.544	58.8	11:36.987
8	1:38.742	59.2	13:15.729
9	1:40.280	58.3	14:56.009
10	1:41.254	57.8	16:37.263
11	1:39.517	58.8	18:16.780
12	1:39.561	58.8	19:56.341



Elite-MX1

RFME Campeonato de España de Motocross

Manga 1

Vuelta a vuelta

■ Mejor Personal ■ Mejor de la sesión B Cruzando la línea de meta por el pit lane.

Vlt.	Tiempo	Sector 1	Sector 2	Sector 3	Km/h	T. Sesión
13	1:41.159				57.8	21:37.500
14	1:41.326				57.7	23:18.826
15	1:41.080				57.9	24:59.906
16	1:41.147				57.8	26:41.053
17	1:40.401				58.3	28:21.454
18	1:40.558				58.2	30:02.012
19	1:41.467				57.7	31:43.479
20	1:40.833				58.0	33:24.312
21	1:42.191				57.2	35:06.503

57 FRANCISCO JAVIER CAMACHO CAI						
MATARACING			HUSQVARNA			
1	1:52.386				52.1	1:52.386
2	1:43.026				56.8	3:35.412
3	2:12.025				44.3	5:47.437
4	1:42.213				57.2	7:29.650
5	1:42.506				57.1	9:12.156
6	1:43.411				56.6	10:55.567
7	1:40.809				58.0	12:36.376
8	1:40.628				58.1	14:17.004
9	1:40.075				58.5	15:57.079
10	1:40.916				58.0	17:37.995
11	1:42.250				57.2	19:20.245
12	1:45.500				55.5	21:05.745
13	1:43.269				56.6	22:49.014
14	1:41.634				57.6	24:30.648
15	1:42.477				57.1	26:13.125
16	1:41.692				57.5	27:54.817
17	1:42.791				56.9	29:37.608
18	1:42.764				56.9	31:20.372
19	1:42.873				56.9	33:03.245
20	1:45.017				55.7	34:48.262

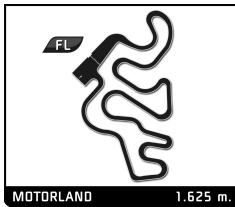
69 CARLOS FERNANDEZ MACANAS						
GRMXPRO			KTM			
1	1:57.075				50.0	1:57.075
2	1:43.158				56.7	3:40.233
3	1:42.146				57.3	5:22.379
4	1:41.474				57.7	7:03.853
5	1:42.086				57.3	8:45.939
6	1:42.250				57.2	10:28.189
7	1:39.713				58.7	12:07.902
8	1:40.207				58.4	13:48.109
9	1:41.485				57.6	15:29.594
10	1:40.676				58.1	17:10.270
11	1:40.603				58.1	18:50.873
12	1:41.192				57.8	20:32.065
13	1:41.213				57.8	22:13.278
14	1:40.433				58.2	23:53.711
15	1:42.030				57.3	25:35.741
16	1:40.523				58.2	27:16.264
17	1:40.499				58.2	28:56.763
18	1:40.697				58.1	30:37.460
19	1:43.120				56.7	32:20.580
20	1:43.706				56.4	34:04.286

77 JUAN CARLOS MUÑIZ LOPEZ						
MIRANDELAPARK			HUSQVARNA			
1	1:41.159				57.8	21:37.500
2	1:41.326				57.7	23:18.826
3	1:41.080				57.9	24:59.906
4	1:41.147				57.8	26:41.053
5	1:40.401				58.3	28:21.454
6	1:40.558				58.2	30:02.012
7	1:41.467				57.7	31:43.479
8	1:40.833				58.0	33:24.312
9	1:42.191				57.2	35:06.503

Vlt.	Tiempo	Sector 1	Sector 2	Sector 3	Km/h	T. Sesión
1	2:01.700				48.1	2:01.700
2	1:48.456				53.9	3:50.156
3	1:47.516				54.4	5:37.672
4	1:49.183				53.6	7:26.855
5	1:50.597				52.9	9:17.452
6	1:56.677				50.1	11:14.129
7	1:50.482				52.9	13:04.611
8	1:49.812				53.3	14:54.423
9	1:50.944				52.7	16:45.367
10	1:50.286				53.0	18:35.653
11	1:51.643				52.4	20:27.296
12	1:51.292				52.6	22:18.588
13	1:49.923				53.2	24:08.511
14	1:50.853				52.8	25:59.364
15	2:01.025				48.3	28:00.389
16	1:57.732				49.7	29:58.121
17	1:51.221				52.6	31:49.342
18	1:50.507				52.9	33:39.849
19	1:54.409				51.1	35:34.258

80 SERGIO SANCHEZ CANO						
TEAMX REINA			HUSQVARNA			
1	1:49.857				53.3	1:49.857
2	1:41.664				57.5	3:31.521
3	1:39.862				58.6	5:11.383
4	1:40.289				58.3	6:51.672
5	1:39.859				58.6	8:31.531
6	1:40.664				58.1	10:12.195
7	1:40.045				58.5	11:52.240
8	1:39.861				58.6	13:32.101
9	1:40.449				58.2	15:12.550
10	1:40.737				58.1	16:53.287
11	1:41.205				57.8	18:34.492
12	1:40.614				58.1	20:15.106
13	1:40.593				58.2	21:55.699
14	1:40.267				58.3	23:35.966
15	1:40.404				58.3	25:16.370
16	1:41.260				57.8	26:57.630
17	1:40.268				58.3	28:37.898
18	1:40.510				58.2	30:18.408
19	1:40.571				58.2	31:58.979
20	1:41.202				57.8	33:40.181
21	1:43.187				56.7	35:23.368

85 JONATHAN MARQUEZ RODRIGUEZ						
KTM TRT MOTORCYCLES			KTM			
1	2:00.017				48.7	2:00.017
2	1:49.179				53.6	3:49.196
3	1:45.996				55.2	5:35.192
4	1:45.872				55.3	7:21.064
5	1:46.268				55.0	9:07.332
6	1:45.764				55.3	10:53.096
7	1:45.293				55.6	12:38.389
8	1:44.913				55.8	14:23.302
9	1:44.468				56.0	16:07.770
10	1:47.599				54.4	17:55.369
11	1:46.807				54.8	19:42.176
12	1:47.612				54.4	21:29.788



Elite-MX1

RFME Campeonato de España de Motocross

Manga 1

Vuelta a vuelta

■ Mejor Personal ■ Mejor de la sesión B Cruzando la línea de meta por el pit lane.

Vlt.	Tiempo	Sector 1	Sector 2	Sector 3	Km/h	T. Sesión	Vlt.	Tiempo	Sector 1	Sector 2	Sector 3	Km/h	T. Sesión
13	1:46.127				55.1	23:15.915	1	2:04.413				47.0	2:04.413
14	1:46.521				54.9	25:02.436	2	1:42.529				57.1	3:46.942
15	1:45.101				55.7	26:47.537	3	1:40.078				58.5	5:27.020
16	1:46.170				55.1	28:33.707	4	1:39.108				59.0	7:06.128
17	1:46.834				54.8	30:20.541	5	1:37.461				60.0	8:43.589
18	1:47.578				54.4	32:08.119	6	1:38.806				59.2	10:22.395
19	1:49.174				53.6	33:57.293	7	1:38.011				59.7	12:00.406
20	1:51.305				52.6	35:48.598	8	1:37.604				59.9	13:38.010

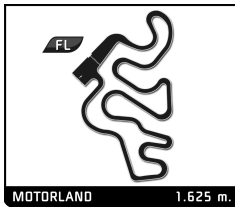
99 JORGE ZARAGOZA BELTRAN		MOTOLIFE ACADEMY		KTM	
1	1:42.524			57.1	1:42.524
2	1:37.760			59.8	3:20.284
3	1:36.944			60.3	4:57.228
4	1:37.005			60.3	6:34.233
5	1:36.957			60.3	8:11.190
6	1:36.195			60.8	9:47.385
7	1:37.349			60.1	11:24.734
8	1:37.514			60.0	13:02.248
9	1:36.721			60.5	14:38.969
10	1:37.458			60.0	16:16.427
11	1:37.937			59.7	17:54.364
12	1:37.843			59.8	19:32.207
13	1:37.243			60.2	21:09.450
14	1:37.867			59.8	22:47.317
15	1:36.708			60.5	24:24.025
16	1:38.392			59.5	26:02.417
17	1:39.474			58.8	27:41.891
18	1:39.341			58.9	29:21.232
19	1:39.044			59.1	31:00.276
20	1:39.667			58.7	32:39.943
21	1:41.547			57.6	34:21.490

101 XURXO PROL ORMEÑO		MAD MOTOS		KTM	
1	1:50.625			52.9	1:50.625
2	1:42.041			57.3	3:32.666
3	1:47.731			54.3	5:20.397
4	1:40.239			58.4	7:00.636
5	1:40.585			58.2	8:41.221
6	1:41.004			57.9	10:22.225
7	1:41.647			57.6	12:03.872
8	1:39.923			58.5	13:43.795
9	1:41.633			57.6	15:25.428
10	1:40.243			58.4	17:05.671
11	1:40.903			58.0	18:46.574
12	1:41.821			57.5	20:28.395
13	1:40.919			58.0	22:09.314
14	1:41.242			57.8	23:50.556
15	1:41.408			57.7	25:31.964
16	1:42.383			57.1	27:14.347
17	1:41.519			57.6	28:55.866
18	1:40.897			58.0	30:36.763
19	1:43.509			56.5	32:20.272
20	1:41.330			57.7	34:01.602

115 CARLOS CAMPANO JIMENEZ		YAMAHA E. CASTRO BEDETEC		YAMAHA	
1	2:05.708			46.5	2:05.708
2	1:53.217			51.7	3:58.925
3	1:52.546			52.0	5:51.471
4	1:52.478			52.0	7:43.949
5	2:01.062			48.3	9:45.011
6	1:58.736			49.3	11:43.747
7	1:58.598			49.3	13:42.345
8	1:57.758			49.7	15:40.103
9	1:55.229			50.8	17:35.332
10	1:57.287			49.9	19:32.619
11	1:54.124			51.3	21:26.743

117 LUIS LOPEZ GOMEZ				KTM	
1	1:48.946			53.7	1:48.946
2	1:43.047			56.8	3:31.993
3	1:40.477			58.2	5:12.470
4	1:40.884			58.0	6:53.354
5	1:41.973			57.4	8:35.327
6	1:41.524			57.6	10:16.851
7	1:40.251			58.4	11:57.102
8	1:40.239			58.4	13:37.341
9	1:42.043			57.3	15:19.384
10	1:42.296			57.2	17:01.680
11	1:40.739			58.1	18:42.419
12	1:41.161			57.8	20:23.580
13	1:39.541			58.8	22:03.121
14	1:41.020			57.9	23:44.141
15	1:40.380			58.3	25:24.521
16	1:42.817			56.9	27:07.338
17	1:40.198			58.4	28:47.536
18	1:41.274			57.8	30:28.810
19	1:40.066			58.5	32:08.876
20	1:39.932			58.5	33:48.808
21	1:41.234			57.8	35:30.042

125 ION ANDER RODRIGUEZ CARTAGEI				KAWASAKI	
1	2:05.708			46.5	2:05.708
2	1:53.217			51.7	3:58.925
3	1:52.546			52.0	5:51.471
4	1:52.478			52.0	7:43.949
5	2:01.062			48.3	9:45.011
6	1:58.736			49.3	11:43.747
7	1:58.598			49.3	13:42.345
8	1:57.758			49.7	15:40.103
9	1:55.229			50.8	17:35.332
10	1:57.287			49.9	19:32.619
11	1:54.124			51.3	21:26.743



Elite-MX1

RFME Campeonato de España de Motocross

Manga 1

Vuelta a vuelta

■ Mejor Personal ■ Mejor de la sesión B Cruzando la línea de meta por el pit lane.

Vlt.	Tiempo	Sector 1	Sector 2	Sector 3	Km/h	T. Sesión
12	1:57.427				49.8	23:24.170
13	1:53.854				51.4	25:18.024
14	1:57.154				49.9	27:15.178
15	1:57.608				49.7	29:12.786
16	1:55.040				50.9	31:07.826
17	1:56.450				50.2	33:04.276
18	1:53.645				51.5	34:57.921

169 DAVID NOYA CASANOVAS						
KAWASAKI						
Vlt.	Tiempo	Sector 1	Sector 2	Sector 3	Km/h	T. Sesión
1	1:55.944				50.5	1:55.944
2	1:47.627				54.4	3:43.571
3	1:48.313				54.0	5:31.884
4	1:46.564				54.9	7:18.448
5	1:46.524				54.9	9:04.972
6	1:49.355				53.5	10:54.327
7	1:46.891				54.7	12:41.218
8	1:46.240				55.1	14:27.458
9	1:48.670				53.8	16:16.128
10	1:46.615				54.9	18:02.743
11	1:46.016				55.2	19:48.759
12	1:48.374				54.0	21:37.133
13	1:49.577				53.4	23:26.710
14	1:47.755				54.3	25:14.465
15	1:48.518				53.9	27:02.983
16	1:51.880				52.3	28:54.863
17	1:50.571				52.9	30:45.434
18	1:51.475				52.5	32:36.909
19	1:48.960				53.7	34:25.869

287 DANIEL GARRALON LORITE						
TEAM 287 KAWASAKI						
Vlt.	Tiempo	Sector 1	Sector 2	Sector 3	Km/h	T. Sesión
1	2:14.816				43.4	2:14.816
2	1:49.510				53.4	4:04.326
3	1:49.938				53.2	5:54.264
4	1:50.434				53.0	7:44.698
5	1:48.978				53.7	9:33.676
6	1:48.992				53.7	11:22.668
7	1:49.536				53.4	13:12.204
8	1:50.131				53.1	15:02.335
9	1:49.937				53.2	16:52.272
10	1:50.418				53.0	18:42.690
11	1:51.289				52.6	20:33.979
12	1:49.887				53.2	22:23.866
13	1:47.873				54.2	24:11.739
14	1:48.785				53.8	26:00.524
15	1:49.165				53.6	27:49.689
16	1:50.427				53.0	29:40.116
17	1:48.152				54.1	31:28.268
18	1:49.069				53.6	33:17.337
19	1:50.932				52.7	35:08.269

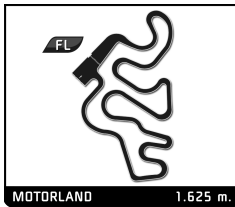
576 DORIAN MARTINEZ						
HONDA PRODECOM RACING HONDA						
Vlt.	Tiempo	Sector 1	Sector 2	Sector 3	Km/h	T. Sesión
1	1:53.442				51.6	1:53.442
2	1:44.450				56.0	3:37.892
3	1:44.026				56.2	5:21.918
4	1:41.097				57.9	7:03.015

Vlt.	Tiempo	Sector 1	Sector 2	Sector 3	Km/h	T. Sesión
5	1:41.589				57.6	8:44.604

725 RICARDO RAUFAST PARDO						
HONDA						
Vlt.	Tiempo	Sector 1	Sector 2	Sector 3	Km/h	T. Sesión
1	2:04.299				47.1	2:04.299
2	1:51.943				52.3	3:56.242
3	1:50.941				52.7	5:47.183
4	1:51.974				52.2	7:39.157
5	1:51.953				52.3	9:31.110
6	1:53.392				51.6	11:24.502
7	1:56.012				50.4	13:20.514
8	1:55.390				50.7	15:15.904
9	1:58.608				49.3	17:14.512
10	1:53.936				51.3	19:08.448
11	1:52.076				52.2	21:00.524
12	1:55.462				50.7	22:55.986
13	1:55.917				50.5	24:51.903
14	1:58.656				49.3	26:50.559
15	4:23.292				22.2	31:13.851

800 SEBASTIAN LOPEZ GUERRERO						
TEAM CASTRO MX KTM						
Vlt.	Tiempo	Sector 1	Sector 2	Sector 3	Km/h	T. Sesión
1	1:59.706				48.9	1:59.706
2	1:51.991				52.2	3:51.697
3	1:49.968				53.2	5:41.665
4	1:50.408				53.0	7:32.073
5	1:50.635				52.9	9:22.708
6	1:50.410				53.0	11:13.118
7	1:51.021				52.7	13:04.139
8	1:49.938				53.2	14:54.077
9	1:50.207				53.1	16:44.284
10	1:50.668				52.9	18:34.952
11	1:51.889				52.3	20:26.841
12	1:51.288				52.6	22:18.129
13	1:50.004				53.2	24:08.133
14	1:50.774				52.8	25:58.907
15	1:50.410				53.0	27:49.317
16	1:51.042				52.7	29:40.359
17	1:49.920				53.2	31:30.279
18	1:50.996				52.7	33:21.275
19	1:53.037				51.8	35:14.312

802 BENJAMIN GERBER						
KTM						
Vlt.	Tiempo	Sector 1	Sector 2	Sector 3	Km/h	T. Sesión
1	2:02.760				47.7	2:02.760
2	1:55.695				50.6	3:58.455
3	1:55.301				50.7	5:53.756
4	1:54.214				51.2	7:47.970
5	1:52.634				51.9	9:40.604
6	1:53.708				51.4	11:34.312
7	1:53.869				51.4	13:28.181
8	1:56.961				50.0	15:25.142
9	1:53.745				51.4	17:18.887
10	1:52.213				52.1	19:11.100
11	1:52.323				52.1	21:03.423
12	1:53.649				51.5	22:57.072
13	1:52.146				52.2	24:49.218
14	1:54.803				51.0	26:44.021



Elite-MX1

RFME Campeonato de España de Motocross

Manga 1

Vuelta a vuelta

■ Mejor Personal ■ Mejor de la sesión B Cruzando la línea de meta por el pit lane.

Vlt.	Tiempo	Sector 1	Sector 2	Sector 3	Km/h	T. Sesión	Vlt.	Tiempo	Sector 1	Sector 2	Sector 3	Km/h	T. Sesión
15	1:52.527				52.0	28:36.548	6	1:40.559				58.2	10:21.283
16	1:52.885				51.8	30:29.433	7	1:41.364				57.7	12:02.647
17	2:00.875				48.4	32:30.308	8	1:40.402				58.3	13:43.049
18	1:53.986				51.3	34:24.294	9	1:41.179				57.8	15:24.228

824 GERARDO CARRAL GUTIERREZ						
HUSQVARNA						
Vlt.	Tiempo	Sector 1	Sector 2	Sector 3	Km/h	T. Sesión
1	1:58.379				49.4	1:58.379
2	1:48.304				54.0	3:46.683
3	1:47.700				54.3	5:34.383
4	1:48.839				53.7	7:23.222
5	1:48.403				54.0	9:11.625
6	1:48.343				54.0	10:59.968
7	1:47.231				54.6	12:47.199
8	1:46.388				55.0	14:33.587
9	1:51.138				52.6	16:24.725
10	1:49.281				53.5	18:14.006
11	1:51.342				52.5	20:05.348
12	1:51.418				52.5	21:56.766
13	1:52.030				52.2	23:48.796
14	1:51.743				52.4	25:40.539
15	1:48.964				53.7	27:29.503
16	1:54.054				51.3	29:23.557
17	1:49.693				53.3	31:13.250
18	1:48.821				53.8	33:02.071
19	1:51.523				52.5	34:53.594

831 BRICE MAYLIN						
TEAM KAWASAKI RIDE HOUSE						
KAWASAKI						
Vlt.	Tiempo	Sector 1	Sector 2	Sector 3	Km/h	T. Sesión
1	1:47.843				54.2	1:47.843
2	1:39.700				58.7	3:27.543
3	1:39.421				58.8	5:06.964
4	1:39.068				59.1	6:46.032
5	1:41.908				57.4	8:27.940
6	1:40.589				58.2	10:08.529
7	1:40.265				58.3	11:48.794
8	1:40.412				58.3	13:29.206
9	1:40.521				58.2	15:09.727
10	1:40.784				58.0	16:50.511
11	1:41.288				57.8	18:31.799
12	1:41.258				57.8	20:13.057
13	1:41.418				57.7	21:54.475
14	1:40.778				58.0	23:35.253
15	1:41.967				57.4	25:17.220
16	1:42.620				57.0	26:59.840
17	1:42.244				57.2	28:42.084
18	1:41.436				57.7	30:23.520
19	1:41.338				57.7	32:04.858
20	1:41.082				57.9	33:45.940
21	1:41.111				57.9	35:27.051

925 RAUL ALVAREZ ALCAIDE						
YAMAHA E. CASTRO						
YAMAHA						
Vlt.	Tiempo	Sector 1	Sector 2	Sector 3	Km/h	T. Sesión
1	1:53.026				51.8	1:53.026
2	1:43.904				56.3	3:36.930
3	1:42.797				56.9	5:19.727
4	1:40.674				58.1	7:00.401
5	1:40.323				58.3	8:40.724