

Pirelli Teruel Round, 4 - 6 September 2020

Results Free Practice 1st Session Gr.B

MotorLand Aragon 5.077 m
1 / 2

| No. | Rider | Nat | Team | Bike | Class | Time | Gap | Rel. | Laps | Speed | |
|-----|----------------------|-----|---------------------------------------|--------------------|-------|-----------------|-------|-------|------|---------|--------------|
| | | | | | | | | | | Avg | Max |
| 1 | 95 S. DEROUE | NED | MTM Kawasaki MOTOPOST | Kawasaki Ninja 400 | B | 2'05.899 | | | 8 | 145,174 | 210,1 |
| 2 | 58 I. IGLESIAS BRAVO | ESP | Scuderia Maranga Racing | Kawasaki Ninja 400 | B | 2'06.379 | 0.480 | 0.480 | 12 | 144,622 | 210,9 |
| 3 | 48 T. BRIANTI | ITA | Prodina Ircos Team WorldSSP300 | Kawasaki Ninja 400 | B | 2'06.493 | 0.594 | 0.114 | 13 | 144,492 | 208,1 |
| 4 | 71 T. EDWARDS | AUS | Kawasaki ParkinGO Team | Kawasaki Ninja 400 | B | 2'06.518 | 0.619 | 0.025 | 9 | 144,463 | 206,1 |
| 5 | 11 A. CARRASCO | ESP | Kawasaki Provec WorldSSP300 | Kawasaki Ninja 400 | B | 2'06.552 | 0.653 | 0.034 | 10 | 144,424 | 210,9 |
| 6 | 54 B. SOFUOGLU | TUR | Biblion Motoxrcing Yamaha WorldSSP300 | Yamaha YZF-R3 | B | 2'06.884 | 0.985 | 0.332 | 8 | 144,047 | 207,3 |
| 7 | 87 T. KAWAKAMI | BRA | Yamaha MS Racing | Yamaha YZF-R3 | B | 2'06.914 | 1.015 | 0.030 | 11 | 144,012 | 201,9 |
| 8 | 52 O. KONIG | CZE | MOVISIO by Freudenberg Jr Team | Kawasaki Ninja 400 | B | 2'07.161 | 1.262 | 0.247 | 9 | 143,733 | 206,5 |
| 9 | 64 H. DE CANCELLIS | FRA | Team TRASIMENO | Yamaha YZF-R3 | B | 2'07.206 | 1.307 | 0.045 | 10 | 143,682 | 203,0 |
| 10 | 69 T. BOOTH-AMOS | GBR | RT Motorsports by SKM - Kawasaki | Kawasaki Ninja 400 | B | 2'07.214 | 1.315 | 0.008 | 11 | 143,673 | 204,2 |
| 11 | 61 Y. OKAYA | JPN | MTM Kawasaki MOTOPOST | Kawasaki Ninja 400 | B | 2'07.215 | 1.316 | 0.001 | 12 | 143,672 | 210,5 |
| 12 | 96 F. SALAC | CZE | ACCR Czech Talent Team - Willi Race | Kawasaki Ninja 400 | B | 2'07.374 | 1.475 | 0.159 | 12 | 143,492 | 206,5 |
| 13 | 15 A. COPPOLA | ITA | Kawasaki GP Project | Kawasaki Ninja 400 | B | 2'07.389 | 1.490 | 0.015 | 12 | 143,475 | 206,9 |
| 14 | 83 M. KAWAKAMI | BRA | Team Brasil AD 78 | Yamaha YZF-R3 | B | 2'07.620 | 1.721 | 0.231 | 10 | 143,216 | 204,9 |
| 15 | 14 E. DE LA VEGA | FRA | Machado Came SBK | Yamaha YZF-R3 | B | 2'08.138 | 2.239 | 0.518 | 13 | 142,637 | 204,5 |
| 16 | 85 K. SABATUCCI | ITA | Kawasaki GP Project | Kawasaki Ninja 400 | B | 2'08.297 | 2.398 | 0.159 | 12 | 142,460 | 207,3 |
| 17 | 73 J. PEREZ GONZALEZ | ESP | Machado Came SBK | Yamaha YZF-R3 | B | 2'08.363 | 2.464 | 0.066 | 13 | 142,387 | 201,9 |
| 18 | 80 G. MASTROLUCA | ITA | GP Project | Kawasaki Ninja 400 | B | 2'08.388 | 2.489 | 0.025 | 4 | 142,359 | 207,7 |
| 19 | 98 T. BERCOT | FRA | ProGP Racing | Yamaha YZF-R3 | B | 2'08.679 | 2.780 | 0.291 | 12 | 142,037 | 204,9 |
| 20 | 47 M. CERVENKA | CZE | Smrz Racing - Willi Race | Kawasaki Ninja 400 | B | 2'09.096 | 3.197 | 0.417 | 10 | 141,578 | 206,1 |
| 21 | 93 A. QUINET | FRA | TGP Racing | Kawasaki Ninja 400 | B | 2'09.151 | 3.252 | 0.055 | 13 | 141,518 | 204,9 |
| 22 | 99 A. HUERTAS | ESP | ProGP Racing | Yamaha YZF-R3 | B | 2'09.187 | 3.288 | 0.036 | 2 | 141,479 | 200,7 |
| 23 | 12 R. DORE | FRA | Doré Racing Team | Yamaha YZF-R3 | B | 2'09.228 | 3.329 | 0.041 | 13 | 141,434 | 200,4 |
| 24 | 23 S. MARKARIAN | FRA | Yamaha MS Racing | Yamaha YZF-R3 | B | 2'09.536 | 3.637 | 0.308 | 11 | 141,097 | 203,4 |
| 25 | 68 J. IOVERNO | ITA | Scuderia Maranga Racing | Kawasaki Ninja 400 | B | 2'09.666 | 3.767 | 0.130 | 11 | 140,956 | 202,6 |
| 26 | 59 A. ZANCA | ITA | 2R Racing | Kawasaki Ninja 400 | B | 2'11.372 | 5.473 | 1.706 | 12 | 139,126 | 201,1 |

Qualifying Lap Time (107% of 2'05.899): 2'14.713

Top 3 Average Time: 2'06.257

| | | | | |
|-------|------------|-----|-------|------|
| AIR | Humidity: | 71% | Temp: | 20°C |
| TRACK | Condition: | Dry | Temp: | 27°C |

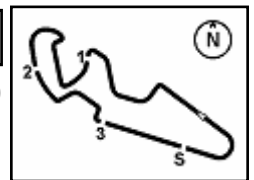
| | | | | | |
|---------|----------------|-----------------|----------|---------|------|
| Records | Pole (QP) | 2019 M.Gonzalez | 2'06.938 | 143,990 | Km/h |
| | Race (RC) | 2019 A.Carrasco | 2'07.487 | 143,370 | Km/h |
| | All Times (QP) | 2019 M.Gonzalez | 2'06.938 | 143,990 | Km/h |

Start 04/09/2020 09:45 End 10:46 The results are provisional until the end of the time limit for protests and appeals and the completion of the technical checks.

These data/results cannot be reproduced, stored and/or transmitted in whole or in part by any manner of electronic, mechanical, photocopying, recording, broadcasting or otherwise now known or herein after developed without the previous express consent by the copyright owner, except for reproduction in daily press and regular printed publications on sale to the public within 60 days of the event related to those data/results and always provided that copyright symbol appears together as follows below.

© DORNA WSBK ORGANIZATION Srl 2020





Pirelli Teruel Round, 4 - 6 September 2020

Results Free Practice 1st Session Gr.B

Session Highlights

| Local Time | No. Rider | Description |
|------------|----------------------|--|
| 09.45.00 | | Start |
| 09.49.29 | 99 A. HUERTAS | Technical Problem - Re-Joined - Turn 3 |
| 09.50.33 | 64 H. DE CANCELLIS | Stop - Technical Problem |
| 09.50.53 | 99 A. HUERTAS | Technical Problem - Turn 10 |
| 09.51.59 | | RED FLAG |
| 10.20.00 | | Session Restart |
| 10.24.41 | 93 A. QUINET | Current Lap Cancelled - Exceeded Track Limits - Turn 3 |
| 10.24.45 | 83 M. KAWAKAMI | Current Lap Cancelled - Exceeded Track Limits - Turn 3 |
| 10.25.18 | 80 G. MASTROLUCA | Crashed - Turn 1 |
| 10.25.18 | 99 A. HUERTAS | Crashed - Turn 1 |
| 10.26.01 | 59 A. ZANCA | Current Lap Cancelled - Exceeded Track Limits - Turn 1 |
| 10.28.58 | | WorldSBK FP1 Pit Lane Will Open at 10.50 |
| 10.29.01 | | New All Time Lap Record |
| 10.29.46 | 12 R. DORE | Lap Cancelled (2'09.866) - Exceeded Track Limits - Turn 17 |
| 10.30.53 | 68 J. IOVERNO | Current Lap Cancelled - Exceeded Track Limits - Turn 5 |
| 10.31.03 | 93 A. QUINET | Current Lap Cancelled - Exceeded Track Limits - Turn 5 |
| 10.31.47 | 61 Y. OKAYA | Lap Cancelled (4'12.515) - Exceeded Track Limits - Turn 17 |
| 10.39.57 | 69 T. BOOTH-AMOS | Current Lap Cancelled - Exceeded Track Limits - Turn 11 |
| 10.40.01 | 61 Y. OKAYA | Current Lap Cancelled - Exceeded Track Limits - Turn 11 |
| 10.42.57 | 95 S. DEROUE | Current Lap Cancelled - Exceeded Track Limits - Turn 5 |
| 10.43.06 | 93 A. QUINET | Lap Cancelled (2'10.362) - Exceeded Track Limits - Turn 11 |
| 10.43.41 | | RED FLAG |
| 10.44.09 | 58 I. IGLESIAS BRAVO | Crashed - Turn 8 |
| 10.46.41 | | End Of Session |

Fastest Laps Sequence

| No. | Rider | Nat | Team | Bike | Local Time | Time | Gap | Avg |
|-----|---------------|-----|---|--------------------|--------------|-----------------|--------|---------|
| 93 | A. QUINET | FRA | TGP Racing | Kawasaki Ninja 400 | 09:49'42.849 | 2'12.417 | | 138,028 |
| 52 | O. KONIG | CZE | MOVISIO by Freudenberg Jr Team | Kawasaki Ninja 400 | 09:50'09.512 | 2'09.411 | -3.006 | 141,234 |
| 14 | E. DE LA VEGA | FRA | Machado Came SBK | Yamaha YZF-R3 | 09:50'09.577 | 2'08.567 | -0.844 | 142,161 |
| 54 | B. SOFUOGLU | TUR | Biblion Motocrossing Yamaha WorldSSP300 | Yamaha YZF-R3 | 09:50'09.652 | 2'06.884 | -1.683 | 144,047 |
| 71 | T. EDWARDS | AUS | Kawasaki ParkinGO Team | Kawasaki Ninja 400 | 10:27'09.307 | 2'06.518 | -0.366 | 144,463 |
| 95 | S. DEROUE | NED | MTM Kawasaki MOTOPORT | Kawasaki Ninja 400 | 10:27'09.933 | 2'06.260 | -0.258 | 144,758 |
| 95 | S. DEROUE | NED | MTM Kawasaki MOTOPORT | Kawasaki Ninja 400 | 10:29'15.832 | 2'05.899 | -0.361 | 145,174 |

04/09/2020 Start 09:45 End 10:46 The results are provisional until the end of the time limit for protests and appeals and the completion of the technical checks.

These data/results cannot be reproduced, stored and/or transmitted in whole or in part by any manner of electronic, mechanical, photocopying, recording, broadcasting or otherwise now known or herein after developed without the previous express consent by the copyright owner, except for reproduction in daily press and regular printed publications on sale to the public within 60 days of the event related to those data/results and always provided that copyright symbol appears together as follows below.

© DORNA WSBK ORGANIZATION Srl 2020



Pirelli Teruel Round, 4 - 6 September 2020
Best Sectors & Speed Free Practice 1st Session Gr.B

MotorLand Aragon 5.077 m

| BEST LAP | | | |
|----------|----------------------|--------------------|----------|
| 1 | 95 S. DEROUE | Kawasaki Ninja 400 | 2'05.899 |
| 2 | 58 I. IGLESIAS BRAVO | Kawasaki Ninja 400 | 2'06.379 |
| 3 | 48 T. BRIANTI | Kawasaki Ninja 400 | 2'06.493 |
| 4 | 71 T. EDWARDS | Kawasaki Ninja 400 | 2'06.518 |
| 5 | 11 A. CARRASCO | Kawasaki Ninja 400 | 2'06.552 |
| 6 | 54 B. SOFUOGLU | Yamaha YZF-R3 | 2'06.884 |
| 7 | 87 T. KAWAKAMI | Yamaha YZF-R3 | 2'06.914 |
| 8 | 52 O. KONIG | Kawasaki Ninja 400 | 2'07.161 |
| 9 | 64 H. DE CANCELLIS | Yamaha YZF-R3 | 2'07.206 |
| 10 | 69 T. BOOTH-AMOS | Kawasaki Ninja 400 | 2'07.214 |
| 11 | 61 Y. OKAYA | Kawasaki Ninja 400 | 2'07.215 |
| 12 | 96 F. SALAC | Kawasaki Ninja 400 | 2'07.374 |
| 13 | 15 A. COPPOLA | Kawasaki Ninja 400 | 2'07.389 |
| 14 | 83 M. KAWAKAMI | Yamaha YZF-R3 | 2'07.620 |
| 15 | 14 E. DE LA VEGA | Yamaha YZF-R3 | 2'08.138 |
| 16 | 85 K. SABATUCCI | Kawasaki Ninja 400 | 2'08.297 |
| 17 | 73 J. PEREZ GONZALEZ | Yamaha YZF-R3 | 2'08.363 |
| 18 | 80 G. MASTROLUCA | Kawasaki Ninja 400 | 2'08.388 |
| 19 | 98 T. BERCOT | Yamaha YZF-R3 | 2'08.679 |
| 20 | 47 M. CERVENKA | Kawasaki Ninja 400 | 2'09.096 |
| 21 | 93 A. QUINET | Kawasaki Ninja 400 | 2'09.151 |
| 22 | 99 A. HUERTAS | Yamaha YZF-R3 | 2'09.187 |
| 23 | 12 R. DORE | Yamaha YZF-R3 | 2'09.228 |
| 24 | 23 S. MARKARIAN | Yamaha YZF-R3 | 2'09.536 |
| 25 | 68 J. IOVERNO | Kawasaki Ninja 400 | 2'09.666 |
| 26 | 59 A. ZANCA | Kawasaki Ninja 400 | 2'11.372 |

| SPEED | | | |
|-------|----------------------|--------------------|-------|
| 1 | 58 I. IGLESIAS BRAVO | Kawasaki Ninja 400 | 210.9 |
| 2 | 11 A. CARRASCO | Kawasaki Ninja 400 | 210.9 |
| 3 | 61 Y. OKAYA | Kawasaki Ninja 400 | 210.5 |
| 4 | 95 S. DEROUE | Kawasaki Ninja 400 | 210.1 |
| 5 | 48 T. BRIANTI | Kawasaki Ninja 400 | 208.1 |
| 6 | 80 G. MASTROLUCA | Kawasaki Ninja 400 | 207.7 |
| 7 | 54 B. SOFUOGLU | Yamaha YZF-R3 | 207.3 |
| 8 | 85 K. SABATUCCI | Kawasaki Ninja 400 | 207.3 |
| 9 | 15 A. COPPOLA | Kawasaki Ninja 400 | 206.9 |
| 10 | 96 F. SALAC | Kawasaki Ninja 400 | 206.5 |
| 11 | 52 O. KONIG | Kawasaki Ninja 400 | 206.5 |
| 12 | 71 T. EDWARDS | Kawasaki Ninja 400 | 206.1 |
| 13 | 47 M. CERVENKA | Kawasaki Ninja 400 | 206.1 |
| 14 | 83 M. KAWAKAMI | Yamaha YZF-R3 | 204.9 |
| 15 | 98 T. BERCOT | Yamaha YZF-R3 | 204.9 |
| 16 | 93 A. QUINET | Kawasaki Ninja 400 | 204.9 |
| 17 | 14 E. DE LA VEGA | Yamaha YZF-R3 | 204.5 |
| 18 | 69 T. BOOTH-AMOS | Kawasaki Ninja 400 | 204.2 |
| 19 | 23 S. MARKARIAN | Yamaha YZF-R3 | 203.4 |
| 20 | 64 H. DE CANCELLIS | Yamaha YZF-R3 | 203.0 |
| 21 | 68 J. IOVERNO | Kawasaki Ninja 400 | 202.6 |
| 22 | 73 J. PEREZ GONZALEZ | Yamaha YZF-R3 | 201.9 |
| 23 | 87 T. KAWAKAMI | Yamaha YZF-R3 | 201.9 |
| 24 | 59 A. ZANCA | Kawasaki Ninja 400 | 201.1 |
| 25 | 99 A. HUERTAS | Yamaha YZF-R3 | 200.7 |
| 26 | 12 R. DORE | Yamaha YZF-R3 | 200.4 |

| SEG. 1 | | |
|--------|----------------------|--------|
| 1 | 95 S. DEROUE | 35.153 |
| 2 | 48 T. BRIANTI | 35.338 |
| 3 | 64 H. DE CANCELLIS | 35.356 |
| 4 | 71 T. EDWARDS | 35.420 |
| 5 | 11 A. CARRASCO | 35.471 |
| 6 | 87 T. KAWAKAMI | 35.489 |
| 7 | 69 T. BOOTH-AMOS | 35.507 |
| 8 | 96 F. SALAC | 35.510 |
| 9 | 98 T. BERCOT | 35.553 |
| 10 | 58 I. IGLESIAS BRAVO | 35.565 |
| 11 | 15 A. COPPOLA | 35.570 |
| 12 | 52 O. KONIG | 35.629 |
| 13 | 14 E. DE LA VEGA | 35.636 |
| 14 | 61 Y. OKAYA | 35.638 |
| 15 | 54 B. SOFUOGLU | 35.684 |
| 16 | 83 M. KAWAKAMI | 35.722 |
| 17 | 73 J. PEREZ GONZALEZ | 35.883 |
| 18 | 68 J. IOVERNO | 35.968 |
| 19 | 80 G. MASTROLUCA | 36.017 |
| 20 | 85 K. SABATUCCI | 36.103 |
| 21 | 23 S. MARKARIAN | 36.142 |
| 22 | 12 R. DORE | 36.189 |
| 23 | 47 M. CERVENKA | 36.213 |
| 24 | 93 A. QUINET | 36.318 |
| 25 | 99 A. HUERTAS | 36.331 |
| 26 | 59 A. ZANCA | 36.884 |

| SEG. 2 | | |
|--------|----------------------|--------|
| 1 | 95 S. DEROUE | 35.032 |
| 2 | 71 T. EDWARDS | 35.033 |
| 3 | 11 A. CARRASCO | 35.085 |
| 4 | 58 I. IGLESIAS BRAVO | 35.085 |
| 5 | 48 T. BRIANTI | 35.124 |
| 6 | 83 M. KAWAKAMI | 35.136 |
| 7 | 87 T. KAWAKAMI | 35.150 |
| 8 | 54 B. SOFUOGLU | 35.158 |
| 9 | 64 H. DE CANCELLIS | 35.233 |
| 10 | 69 T. BOOTH-AMOS | 35.247 |
| 11 | 61 Y. OKAYA | 35.272 |
| 12 | 85 K. SABATUCCI | 35.352 |
| 13 | 96 F. SALAC | 35.354 |
| 14 | 15 A. COPPOLA | 35.440 |
| 15 | 52 O. KONIG | 35.468 |
| 16 | 73 J. PEREZ GONZALEZ | 35.472 |
| 17 | 80 G. MASTROLUCA | 35.500 |
| 18 | 14 E. DE LA VEGA | 35.506 |
| 19 | 12 R. DORE | 35.549 |
| 20 | 98 T. BERCOT | 35.570 |
| 21 | 47 M. CERVENKA | 35.654 |
| 22 | 23 S. MARKARIAN | 35.701 |
| 23 | 99 A. HUERTAS | 35.800 |
| 24 | 93 A. QUINET | 35.880 |
| 25 | 68 J. IOVERNO | 35.952 |
| 26 | 59 A. ZANCA | 36.422 |

| SEG. 3 | | |
|--------|----------------------|--------|
| 1 | 69 T. BOOTH-AMOS | 22.950 |
| 2 | 14 E. DE LA VEGA | 23.067 |
| 3 | 96 F. SALAC | 23.072 |
| 4 | 54 B. SOFUOGLU | 23.080 |
| 5 | 58 I. IGLESIAS BRAVO | 23.086 |
| 6 | 15 A. COPPOLA | 23.145 |
| 7 | 48 T. BRIANTI | 23.162 |
| 8 | 95 S. DEROUE | 23.182 |
| 9 | 64 H. DE CANCELLIS | 23.200 |
| 10 | 80 G. MASTROLUCA | 23.216 |
| 11 | 52 O. KONIG | 23.221 |
| 12 | 11 A. CARRASCO | 23.222 |
| 13 | 83 M. KAWAKAMI | 23.233 |
| 14 | 71 T. EDWARDS | 23.245 |
| 15 | 47 M. CERVENKA | 23.267 |
| 16 | 61 Y. OKAYA | 23.269 |
| 17 | 73 J. PEREZ GONZALEZ | 23.299 |
| 18 | 87 T. KAWAKAMI | 23.327 |
| 19 | 85 K. SABATUCCI | 23.384 |
| 20 | 12 R. DORE | 23.436 |
| 21 | 68 J. IOVERNO | 23.483 |
| 22 | 98 T. BERCOT | 23.495 |
| 23 | 23 S. MARKARIAN | 23.527 |
| 24 | 93 A. QUINET | 23.573 |
| 25 | 99 A. HUERTAS | 23.658 |
| 26 | 59 A. ZANCA | 23.871 |

| SEG. 4 | | |
|--------|----------------------|--------|
| 1 | 11 A. CARRASCO | 32.397 |
| 2 | 95 S. DEROUE | 32.416 |
| 3 | 58 I. IGLESIAS BRAVO | 32.462 |
| 4 | 48 T. BRIANTI | 32.649 |
| 5 | 61 Y. OKAYA | 32.699 |
| 6 | 54 B. SOFUOGLU | 32.710 |
| 7 | 96 F. SALAC | 32.813 |
| 8 | 80 G. MASTROLUCA | 32.815 |
| 9 | 71 T. EDWARDS | 32.820 |
| 10 | 52 O. KONIG | 32.843 |
| 11 | 87 T. KAWAKAMI | 32.844 |
| 12 | 85 K. SABATUCCI | 32.877 |
| 13 | 64 H. DE CANCELLIS | 32.905 |
| 14 | 15 A. COPPOLA | 32.930 |
| 15 | 69 T. BOOTH-AMOS | 33.094 |
| 16 | 98 T. BERCOT | 33.094 |
| 17 | 83 M. KAWAKAMI | 33.158 |
| 18 | 47 M. CERVENKA | 33.166 |
| 19 | 14 E. DE LA VEGA | 33.179 |
| 20 | 73 J. PEREZ GONZALEZ | 33.197 |
| 21 | 23 S. MARKARIAN | 33.200 |
| 22 | 12 R. DORE | 33.312 |
| 23 | 93 A. QUINET | 33.327 |
| 24 | 68 J. IOVERNO | 33.391 |
| 25 | 99 A. HUERTAS | 33.398 |
| 26 | 59 A. ZANCA | 33.735 |

04/09/2020

These data/results cannot be reproduced, stored and/or transmitted in whole or in part by any manner of electronic, mechanical, photocopying, recording, broadcasting or otherwise now known or herein after developed without the previous express consent by the copyright owner, except for reproduction in daily press and regular printed publications on sale to the public within 60 days of the event related to those data/results and always provided that copyright symbol appears together as follows below.

© DORNA WSBK ORGANIZATION Srl 2020



Official Fuel Supplier

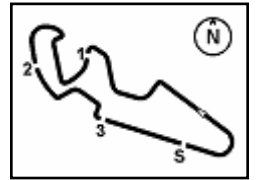


FICR PERUGIA TIMING

Official Tyre Supplier



Official Timekeeper



MotorLand Aragon 5.077 m

Pirelli Teruel Round, 4 - 6 September 2020

Ideal Times Free Practice 1st Session Gr.B

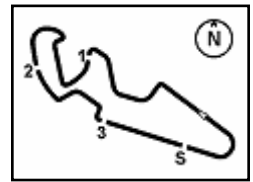
| No. | Rider | Nat | Bike | Seg. 1 | Seg. 2 | Seg. 3 | Seg. 4 | Ideal Time | | |
|---------------------------|-----------------------------|-----|--------------------|------------------|------------------|------------------|------------------|-----------------------------|------|-------|
| | | | | Diff. 1 | Diff. 2 | Diff. 3 | Diff. 4 | Best Lap | Pos. | Diff. |
| 1 | 95 S. DEROUE | NED | Kawasaki Ninja 400 | 35.153 | 35.032 | 23.182 +0.088 | 32.416 +0.028 | 2'05.783 2'05.899 | 1 | 0.116 |
| 2 | 11 A. CARRASCO | ESP | Kawasaki Ninja 400 | 35.471 +0.030 | 35.085 +0.310 | 23.222 +0.037 | 32.397 | 2'06.175 2'06.552 | 5 | 0.377 |
| 3 | 58 I. IGLESIAS BRAVO | ESP | Kawasaki Ninja 400 | 35.565 | 35.085 +0.067 | 23.086 +0.114 | 32.462 | 2'06.198 2'06.379 | 2 | 0.181 |
| 4 | 48 T. BRIANTI | ITA | Kawasaki Ninja 400 | 35.338 | 35.124 +0.033 | 23.162 | 32.649 +0.187 | 2'06.273 2'06.493 | 3 | 0.220 |
| 5 | 71 T. EDWARDS | AUS | Kawasaki Ninja 400 | 35.420 | 35.033 | 23.245 | 32.820 | 2'06.518 2'06.518 | 4 | |
| 6 | 54 B. SOFUOGLU | TUR | Yamaha YZF-R3 | 35.684 | 35.158 +0.252 | 23.080 | 32.710 | 2'06.632 2'06.884 | 6 | 0.252 |
| 7 | 64 H. DE CANCELLIS | FRA | Yamaha YZF-R3 | 35.356 | 35.233 +0.387 | 23.200 +0.125 | 32.905 | 2'06.694 2'07.206 | 9 | 0.512 |
| 8 | 96 F. SALAC | CZE | Kawasaki Ninja 400 | 35.510 +0.427 | 35.354 | 23.072 | 32.813 +0.198 | 2'06.749 2'07.374 | 12 | 0.625 |
| 9 | 69 T. BOOTH-AMOS | GBR | Kawasaki Ninja 400 | 35.507 +0.231 | 35.247 | 22.950 | 33.094 +0.185 | 2'06.798 2'07.214 | 10 | 0.416 |
| 10 | 87 T. KAWAKAMI | BRA | Yamaha YZF-R3 | 35.489 +0.095 | 35.150 | 23.327 +0.009 | 32.844 | 2'06.810 2'06.914 | 7 | 0.104 |
| 11 | 61 Y. OKAYA | JPN | Kawasaki Ninja 400 | 35.638 +0.062 | 35.272 | 23.269 +0.070 | 32.699 +0.205 | 2'06.878 2'07.215 | 11 | 0.337 |
| 12 | 15 A. COPPOLA | ITA | Kawasaki Ninja 400 | 35.570 +0.099 | 35.440 +0.205 | 23.145 | 32.930 | 2'07.085 2'07.389 | 13 | 0.304 |
| 13 | 52 O. KONIG | CZE | Kawasaki Ninja 400 | 35.629 | 35.468 | 23.221 | 32.843 | 2'07.161 2'07.161 | 8 | |
| 14 | 83 M. KAWAKAMI | BRA | Yamaha YZF-R3 | 35.722 +0.084 | 35.136 | 23.233 +0.287 | 33.158 | 2'07.249 2'07.620 | 14 | 0.371 |
| 15 | 14 E. DE LA VEGA | FRA | Yamaha YZF-R3 | 35.636 +0.188 | 35.506 | 23.067 +0.502 | 33.179 +0.060 | 2'07.388 2'08.138 | 15 | 0.750 |
| 16 | 80 G. MASTROLUCA | ITA | Kawasaki Ninja 400 | 36.017 | 35.500 | 23.216 +0.840 | 32.815 | 2'07.548 2'08.388 | 18 | 0.840 |
| 17 | 98 T. BERCOT | FRA | Yamaha YZF-R3 | 35.553 +0.730 | 35.570 +0.176 | 23.495 | 33.094 +0.061 | 2'07.712 2'08.679 | 19 | 0.967 |
| 18 | 85 K. SABATUCCI | ITA | Kawasaki Ninja 400 | 36.103 +0.114 | 35.352 +0.074 | 23.384 +0.232 | 32.877 +0.161 | 2'07.716 2'08.297 | 16 | 0.581 |
| 19 | 73 J. PEREZ GONZALEZ | ESP | Yamaha YZF-R3 | 35.883 +0.133 | 35.472 +0.106 | 23.299 +0.273 | 33.197 | 2'07.851 2'08.363 | 17 | 0.512 |
| 20 | 47 M. CERVENKA | CZE | Kawasaki Ninja 400 | 36.213 +0.322 | 35.654 +0.038 | 23.267 +0.381 | 33.166 +0.055 | 2'08.300 2'09.096 | 20 | 0.796 |
| 21 | 12 R. DORE | FRA | Yamaha YZF-R3 | 36.189 +0.186 | 35.549 +0.250 | 23.436 +0.306 | 33.312 | 2'08.486 2'09.228 | 23 | 0.742 |
| 22 | 23 S. MARKARIAN | FRA | Yamaha YZF-R3 | 36.142 +0.064 | 35.701 | 23.527 +0.578 | 33.200 +0.324 | 2'08.570 2'09.536 | 24 | 0.966 |
| 23 | 68 J. IOVERNO | ITA | Kawasaki Ninja 400 | 35.968 | 35.952 +0.078 | 23.483 +0.340 | 33.391 +0.454 | 2'08.794 2'09.666 | 25 | 0.872 |
| 24 | 93 A. QUINET | FRA | Kawasaki Ninja 400 | 36.318 | 35.880 | 23.573 +0.010 | 33.327 +0.043 | 2'09.098 2'09.151 | 21 | 0.053 |
| 25 | 99 A. HUERTAS | ESP | Yamaha YZF-R3 | 36.331 | 35.800 | 23.658 | 33.398 | 2'09.187 2'09.187 | 22 | |
| 26 | 59 A. ZANCA | ITA | Kawasaki Ninja 400 | 36.884 +0.067 | 36.422 +0.178 | 23.871 +0.102 | 33.735 +0.113 | 2'10.912 2'11.372 | 26 | 0.460 |
| Overall Ideal Time | | | | 35.153 | 35.032 | 22.950 | 32.397 | 2'05.532 | | |

04/09/2020

These data/results cannot be reproduced, stored and/or transmitted in whole or in part by any manner of electronic, mechanical, photocopying, recording, broadcasting or otherwise now known or herein after developed without the previous express consent by the copyright owner, except for reproduction in daily press and regular printed publications on sale to the public within 60 days of the event related to those data/results and always provided that copyright symbol appears together as follows below.

© DORNA WSBK ORGANIZATION Srl 2020





Pirelli Teruel Round, 4 - 6 September 2020

Chronological Analysis Free Practice 1st Session Gr.B

MotorLand Aragon 5.077 m

1 / 4

| 1° 95 S. DEROUE (2'05.899) | | | | | | | |
|----------------------------|---------------|---------------|---------------|---------------|-----------------|--------------|--------------|
| Lap | Seg.1 | Seg.2 | Seg.3 | Seg.4 | Lap Time | km/h | Local Time |
| 1 | | 35.796 | 23.726 | 33.455 | 201,1 | 10:22'56.337 | |
| 2 | 35.897 | 35.374 | 23.414 | 32.651 | 2'07.336 | 206,1 | 10:25'03.673 |
| 3 | 35.458 | 35.143 | 23.243 | 32.416 | 2'06.260 | 208,5 | 10:27'09.933 |
| 4 | 35.153 | 35.032 | 23.270 | 32.444 | 2'05.899 | 210,1 | 10:29'15.832 |
| 5 | 36.346 | 35.494 | 23.337 | 37.961 | 2'13.138P | 200,4 | 10:31'28.970 |
| 6 | 4'04.531 | 35.651 | 23.317 | 33.274 | 5'36.773P | 200,0 | 10:37'05.743 |
| 7 | 35.840 | 35.183 | 23.301 | 33.107 | 2'07.431 | 200,0 | 10:39'13.174 |
| 8 | 35.593 | 35.171 | 23.222 | 33.266 | 2'07.252 | 199,3 | 10:41'20.426 |
| 9 | 35.796 | 35.363 | 23.182 | 33.121 | 2'07.462C | 199,6 | 10:43'27.888 |

| | | | | | | | |
|----|---------------|---------------|---------------|---------------|-----------------|--------------|--------------|
| 3 | 30'54.556 | 36.132 | 23.695 | 33.441 | 32'27.824P | 202,2 | 10:22'52.165 |
| 4 | 36.084 | 35.394 | 23.611 | 32.950 | 2'08.039 | 204,5 | 10:25'00.204 |
| 5 | 36.975 | 35.398 | 23.303 | 33.054 | 2'08.730 | 203,4 | 10:27'08.934 |
| 6 | 35.471 | 35.085 | 23.222 | 32.858 | 2'06.636 | 204,5 | 10:29'15.570 |
| 7 | 37.100 | 35.706 | 23.663 | 38.789 | 2'15.258P | 202,2 | 10:31'30.828 |
| 8 | 5'13.021 | 35.861 | 23.549 | 33.342 | 6'45.773P | 199,3 | 10:38'16.601 |
| 9 | 35.837 | 35.296 | 23.281 | 33.017 | 2'07.431 | 201,9 | 10:40'24.032 |
| 10 | 35.501 | 35.395 | 23.259 | 32.397 | 2'06.552 | 210,9 | 10:42'30.584 |
| 11 | 36.305 | 35.491 | 24.076 | 43.084 | 2'18.956CP | 196,4 | 10:44'49.540 |

| 2° 58 I. IGLESIAS BRAVO (2'06.379) | | | | | | | |
|------------------------------------|---------------|---------------|---------------|---------------|-----------------|--------------|--------------|
| Lap | Seg.1 | Seg.2 | Seg.3 | Seg.4 | Lap Time | km/h | Local Time |
| 1 | | 37.957 | 24.788 | 34.084 | 184,9 | 9:49'53.811 | |
| 2 | 36.318 | 36.010 | 23.519 | 33.666 | 2'09.513C | 197,1 | 9:52'03.324 |
| 3 | 44.220 | 41.198 | 26.315 | 46.259 | 2'37.992CP | 166,4 | 9:54'41.316 |
| 4 | 26'34.066 | 36.446 | 23.668 | 33.050 | 28'07.230P | 202,2 | 10:22'48.546 |
| 5 | 35.921 | 35.840 | 23.105 | 32.598 | 2'07.464 | 208,9 | 10:24'56.010 |
| 6 | 36.265 | 35.606 | 23.552 | 33.397 | 2'08.820 | 200,7 | 10:27'04.830 |
| 7 | 36.119 | 35.467 | 23.155 | 33.405 | 2'08.146 | 197,1 | 10:29'12.976 |
| 8 | 45.268 | 35.085 | 23.185 | 32.626 | 2'16.164 | 204,2 | 10:31'29.140 |
| 9 | 35.867 | 35.430 | 23.086 | 32.968 | 2'07.351 | 204,5 | 10:33'36.491 |
| 10 | 36.153 | 37.911 | 23.264 | 33.268 | 2'10.596 | 196,4 | 10:35'47.087 |
| 11 | 40.491 | 37.558 | 24.501 | 33.449 | 2'15.999 | 202,6 | 10:38'03.086 |
| 12 | 35.980 | 35.768 | 24.117 | 45.421 | 2'21.286 | 131,2 | 10:40'24.372 |
| 13 | 35.565 | 35.152 | 23.200 | 32.462 | 2'06.379 | 210,9 | 10:42'30.751 |

| 6° 54 B. SOFUOGLU (2'06.884) | | | | | | | |
|------------------------------|---------------|---------------|---------------|---------------|-----------------|--------------|--------------|
| Lap | Seg.1 | Seg.2 | Seg.3 | Seg.4 | Lap Time | km/h | Local Time |
| 1 | | 36.718 | 24.060 | 33.585 | 198,9 | 9:48'02.768 | |
| 2 | 35.684 | 35.410 | 23.080 | 32.710 | 2'06.884 | 207,3 | 9:50'09.652 |
| 3 | 37.315 | 35.887 | 23.572 | 40.821 | 2'17.595CP | 198,5 | 9:52'27.247 |
| 4 | 28'49.182 | 36.556 | 23.181 | 33.515 | 30'22.434P | 196,7 | 10:22'49.681 |
| 5 | 36.202 | 35.325 | 23.120 | 33.195 | 2'07.842 | 196,7 | 10:24'57.523 |
| 6 | 36.362 | 35.158 | 23.443 | 33.447 | 2'08.410 | 204,2 | 10:27'05.933 |
| 7 | 36.569 | 37.266 | 24.176 | 33.051 | 2'11.062 | 199,6 | 10:29'16.995 |
| 8 | 35.952 | 35.588 | 23.245 | 33.050 | 2'07.835 | 204,2 | 10:31'24.830 |
| 9 | 37.018 | 38.345 | 28.232 | 39.189 | 2'22.784P | 196,4 | 10:33'47.614 |

| 3° 48 T. BRIANTI (2'06.493) | | | | | | | |
|-----------------------------|---------------|---------------|---------------|---------------|-----------------|--------------|--------------|
| Lap | Seg.1 | Seg.2 | Seg.3 | Seg.4 | Lap Time | km/h | Local Time |
| 1 | | 39.003 | 33.724 | 33.490 | 206,1 | 9:48'07.249 | |
| 2 | 35.948 | 35.686 | 23.830 | 33.007 | 2'08.471 | 208,1 | 9:50'15.720 |
| 3 | 37.636 | 35.741 | 23.707 | 45.215 | 2'22.299CP | 206,9 | 9:52'38.019 |
| 4 | 28'06.275 | 45.408 | 28.534 | 43.984 | 30'04.201P | 181,2 | 10:22'42.220 |
| 5 | 54.422 | 35.936 | 23.661 | 33.391 | 2'27.410P | 199,6 | 10:25'09.630 |
| 6 | 36.559 | 35.577 | 23.354 | 33.214 | 2'08.704 | 204,2 | 10:27'18.334 |
| 7 | 35.673 | 35.367 | 23.384 | 33.314 | 2'07.738 | 200,0 | 10:29'26.072 |
| 8 | 35.705 | 35.124 | 23.321 | 33.026 | 2'07.176 | 201,1 | 10:31'33.248 |
| 9 | 35.701 | 35.349 | 23.334 | 34.335 | 2'08.719 | 205,3 | 10:33'41.967 |
| 10 | 35.974 | 35.325 | 23.226 | 32.649 | 2'07.174 | 206,5 | 10:35'49.141 |
| 11 | 35.805 | 35.517 | 31.581 | 33.228 | 2'16.131 | 202,2 | 10:38'05.272 |
| 12 | 35.409 | 35.547 | 30.025 | 40.584 | 2'21.565 | 172,2 | 10:40'26.837 |
| 13 | 35.338 | 35.157 | 23.162 | 32.836 | 2'06.493 | 206,5 | 10:42'33.330 |
| 14 | 42.877 | 39.678 | 28.046 | 47.674 | 2'38.275CP | 183,4 | 10:45'11.605 |

| 7° 87 T. KAWAKAMI (2'06.914) | | | | | | | |
|------------------------------|---------------|---------------|---------------|---------------|-----------------|--------------|--------------|
| Lap | Seg.1 | Seg.2 | Seg.3 | Seg.4 | Lap Time | km/h | Local Time |
| 1 | | 35.961 | 24.462 | 34.275 | 188,2 | 9:48'07.287 | |
| 2 | 36.021 | 35.543 | 23.529 | 33.421 | 2'08.514 | 198,9 | 9:50'15.801 |
| 3 | 35.489 | 35.585 | 23.440 | 44.085 | 2'18.599CP | 190,8 | 9:52'34.400 |
| 4 | 28'47.341 | 36.226 | 25.104 | 33.587 | 30'22.258P | 201,5 | 10:22'56.658 |
| 5 | 35.700 | 35.585 | 23.425 | 33.055 | 2'07.765 | 200,0 | 10:25'04.423 |
| 6 | 35.864 | 35.740 | 23.420 | 33.440 | 2'08.464 | 196,7 | 10:27'12.887 |
| 7 | 35.818 | 35.346 | 23.327 | 33.024 | 2'07.515 | 199,3 | 10:29'20.402 |
| 8 | 36.001 | 35.639 | 23.343 | 33.320 | 2'08.303 | 197,1 | 10:31'28.705 |
| 9 | 35.859 | 37.196 | 24.784 | 39.968 | 2'17.807P | 201,5 | 10:33'46.512 |
| 10 | 4'53.843 | 36.953 | 28.550 | 38.611 | 6'37.957P | 155,0 | 10:40'24.469 |
| 11 | 35.584 | 35.150 | 23.336 | 32.844 | 2'06.914 | 201,9 | 10:42'31.383 |
| 12 | 35.711 | 37.178 | 24.049 | 46.314 | 2'23.252CP | 186,2 | 10:44'54.635 |

| 4° 71 T. EDWARDS (2'06.518) | | | | | | | |
|-----------------------------|---------------|---------------|---------------|---------------|-----------------|--------------|--------------|
| Lap | Seg.1 | Seg.2 | Seg.3 | Seg.4 | Lap Time | km/h | Local Time |
| 1 | | 37.334 | 24.486 | 33.915 | 196,7 | 9:48'14.596 | |
| 2 | 36.069 | 35.747 | 23.477 | 33.272 | 2'08.565 | 199,3 | 9:50'23.161 |
| 3 | 35.791 | 35.636 | 23.313 | 40.219 | 2'14.959CP | 194,6 | 9:52'38.120 |
| 4 | 28'41.447 | 37.877 | 24.659 | 33.522 | 30'17.505P | 196,7 | 10:22'55.625 |
| 5 | 35.586 | 35.254 | 23.297 | 33.027 | 2'07.164 | 199,3 | 10:25'02.789 |
| 6 | 35.420 | 35.033 | 23.245 | 32.820 | 2'06.518 | 206,1 | 10:27'09.307 |
| 7 | 35.916 | 35.765 | 23.973 | 38.379 | 2'14.033P | 199,6 | 10:29'23.340 |
| 8 | 7'03.320 | 37.604 | 23.860 | 35.289 | 8'40.073P | 161,0 | 10:38'03.413 |
| 9 | 35.802 | 37.071 | 27.067 | 33.648 | 2'13.588 | 196,7 | 10:40'17.001 |
| 10 | 36.182 | 36.292 | 24.159 | 38.810 | 2'15.443P | 191,8 | 10:42'32.444 |

| 8° 52 O. KONIG (2'07.161) | | | | | | | |
|---------------------------|---------------|---------------|---------------|---------------|-----------------|--------------|--------------|
| Lap | Seg.1 | Seg.2 | Seg.3 | Seg.4 | Lap Time | km/h | Local Time |
| 1 | | 38.072 | 25.249 | 33.758 | 200,0 | 9:48'00.101 | |
| 2 | 36.319 | 36.000 | 23.591 | 33.501 | 2'09.411 | 200,0 | 9:50'09.512 |
| 3 | 37.600 | 37.044 | 23.642 | 42.636 | 2'20.922CP | 198,9 | 9:52'30.434 |
| 4 | 28'40.425 | 36.395 | 24.300 | 33.541 | 30'14.661P | 200,0 | 10:22'45.095 |
| 5 | 36.175 | 35.575 | 23.655 | 32.979 | 2'08.384 | 203,4 | 10:24'53.479 |
| 6 | 36.344 | 38.532 | 24.787 | 34.027 | 2'13.690 | 206,5 | 10:27'07.169 |
| 7 | 35.629 | 35.468 | 23.221 | 32.843 | 2'07.161 | 206,5 | 10:29'14.330 |
| 8 | 37.233 | 36.466 | 23.383 | 39.557 | 2'16.639P | 200,4 | 10:31'30.969 |
| 9 | 6'08.357 | 36.853 | 23.634 | 33.524 | 7'42.368P | 200,0 | 10:39'13.337 |
| 10 | 35.778 | 35.541 | 23.727 | 40.261 | 2'15.307P | 195,3 | 10:41'28.644 |

| 5° 11 A. CARRASCO (2'06.552) | | | | | | | |
|------------------------------|--------|--------|--------|--------|-----------|-------------|-------------|
| Lap | Seg.1 | Seg.2 | Seg.3 | Seg.4 | Lap Time | km/h | Local Time |
| 1 | | 37.096 | 24.746 | 33.520 | 204,5 | 9:48'05.784 | |
| 2 | 36.288 | 35.639 | 24.210 | 42.420 | 2'18.557P | 167,7 | 9:50'24.341 |

| 9° 64 H. DE CANCELLIS (2'07.206) | | | | | | | |
|----------------------------------|---------------|--------|---------------|---------------|-----------------|--------------|--------------|
| Lap | Seg.1 | Seg.2 | Seg.3 | Seg.4 | Lap Time | km/h | Local Time |
| 1 | | 38.026 | 24.039 | 34.197 | 191,8 | 9:48'25.913 | |
| 2 | 37.192 | 38.402 | 25.028 | 44.990 | 2'25.612P | 192,2 | 9:50'51.525 |
| 3 | 31'52.767 | 39.160 | 25.211 | 35.464 | 33'32.602P | 191,5 | 10:24'24.127 |
| 4 | 36.546 | 35.963 | 23.543 | 40.449 | 2'16.501P | 193,9 | 10:26'40.628 |
| 5 | 1'51.581 | 35.665 | 23.357 | 33.815 | 3'24.418P | 193,2 | 10:30'05.046 |
| 6 | 36.023 | 35.550 | 23.200 | 33.633 | 2'08.406 | 193,5 | 10:32'13.452 |
| 7 | 35.976 | 35.490 | 23.479 | 42.400 | 2'17.345P | 194,6 | 10:34'30.797 |
| 8 | 1'57.355 | 36.765 | 24.518 | 33.565 | 3'32.203P | 203,0 | 10:38'03.000 |
| 9 | 35.651 | 37.262 | 24.780 | 42.009 | 2'19.702 | 181,8 | 10:40'22.702 |
| 10 | 35.356 | 35.620 | 23.325 | 32.905 | 2'07.206 | 200,4 | 10:42'29.908 |

04/09/2020

P = Pits In/Out - C = Lap Time Cancelled

These data/results cannot be reproduced, stored and/or transmitted in whole or in part by any manner of electronic, mechanical, photocopying, recording, broadcasting or otherwise now known or herein after developed without the previous express consent by the copyright owner, except for reproduction in daily press and regular printed publications on sale to the public within 60 days of the event related to those data/results and always provided that copyright symbol appears together as follows below.

© DORNA WSBK ORGANIZATION Srl 2020



Official Fuel Supplier

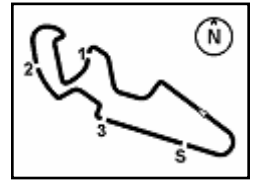


FKR PERUGIA TIMING

Official Tyre Supplier



Official Timekeeper



Pirelli Teruel Round, 4 - 6 September 2020

Chronological Analysis Free Practice 1st Session Gr.B

2 / 4

11 35.508 **35.233** 23.013 42.195 2'15.949CP 195,7 10:44'45.857 13 36.049 35.442 24.063 42.941 2'18.495CP 191,5 10:44'48.176

| 10° 69 T. BOOTH-AMOS (2'07.214) | | | | | | | |
|---------------------------------|---------------|---------------|---------------|---------------|-----------------|--------------|--------------|
| Lap | Seg.1 | Seg.2 | Seg.3 | Seg.4 | Lap Time | km/h | Local Time |
| 1 | | 37.530 | 23.953 | 33.094 | | 204,2 | 9:50'09.601 |
| 2 | 36.380 | 35.882 | 23.165 | 40.439 | 2'15.866CP | 200,4 | 9:52'25.467 |
| 3 | 28'43.955 | 36.265 | 23.643 | 34.146 | 30'18.009P | 194,9 | 10:22'43.476 |
| 4 | 35.979 | 35.657 | 23.308 | 33.502 | 2'08.446 | 195,7 | 10:24'51.922 |
| 5 | 36.135 | 35.668 | 23.207 | 33.439 | 2'08.449 | 196,4 | 10:27'00.371 |
| 6 | 35.937 | 35.453 | 23.089 | 33.626 | 2'08.105 | 196,4 | 10:29'08.476 |
| 7 | 35.823 | 35.636 | 23.349 | 38.160 | 2'12.968P | 196,7 | 10:31'21.444 |
| 8 | 2'56.006 | 35.623 | 23.149 | 33.400 | 4'28.178P | 198,2 | 10:35'49.622 |
| 9 | 35.507 | 35.387 | 23.347 | 39.208 | 2'13.449 | 159,3 | 10:38'03.071 |
| 10 | 35.769 | 36.540 | 24.703 | 41.426 | 2'18.438CP | 177,9 | 10:40'21.509 |
| 11 | 35.738 | 35.247 | 22.950 | 33.279 | 2'07.214 | 199,3 | 10:42'28.723 |
| 12 | 36.003 | 35.513 | 23.027 | 42.146 | 2'16.689CP | 194,9 | 10:44'45.412 |

| 14° 83 M. KAWAKAMI (2'07.620) | | | | | | | |
|-------------------------------|---------------|---------------|---------------|---------------|-----------------|--------------|--------------|
| Lap | Seg.1 | Seg.2 | Seg.3 | Seg.4 | Lap Time | km/h | Local Time |
| 1 | | 36.436 | 24.054 | 33.875 | | 194,2 | 9:48'19.225 |
| 2 | 36.384 | 35.743 | 23.477 | 33.558 | 2'09.162 | 196,0 | 9:50'28.387 |
| 3 | 36.299 | 35.769 | 23.377 | 41.741 | 2'17.186CP | 184,0 | 9:52'45.573 |
| 4 | 30'42.748 | 36.714 | 23.549 | 33.540 | 32'16.551CP | 196,4 | 10:25'02.124 |
| 5 | 36.144 | 35.585 | 23.233 | 33.422 | 2'08.384 | 200,0 | 10:27'10.508 |
| 6 | 35.791 | 35.448 | 23.420 | 33.323 | 2'07.982 | 197,1 | 10:29'18.490 |
| 7 | 35.806 | 35.136 | 23.520 | 33.158 | 2'07.620 | 204,9 | 10:31'26.110 |
| 8 | 38.503 | 36.947 | 24.531 | 40.988 | 2'20.969P | 190,8 | 10:33'47.079 |
| 9 | 4'54.814 | 36.335 | 27.189 | 40.158 | 6'38.496P | 148,8 | 10:40'25.575 |
| 10 | 35.722 | 35.408 | 23.303 | 33.391 | 2'07.824 | 196,4 | 10:42'33.399 |
| 11 | 35.736 | 38.002 | 25.170 | 43.536 | 2'22.444CP | 174,5 | 10:44'55.843 |

| 11° 61 Y. OKAYA (2'07.215) | | | | | | | |
|----------------------------|---------------|---------------|---------------|---------------|-----------------|--------------|--------------|
| Lap | Seg.1 | Seg.2 | Seg.3 | Seg.4 | Lap Time | km/h | Local Time |
| 1 | | 38.102 | 24.601 | 33.949 | | 198,9 | 9:49'53.424 |
| 2 | 36.637 | 36.019 | 23.845 | 33.363 | 2'09.864C | 202,6 | 9:52'03.288 |
| 3 | 47.899 | 42.445 | 26.147 | 48.241 | 2'44.732CP | 160,0 | 9:54'48.020 |
| 4 | 26'27.307 | 36.435 | 23.550 | 33.188 | 28'00.480P | 204,5 | 10:22'48.500 |
| 5 | 36.098 | 35.293 | 23.269 | 32.699 | 2'07.359 | 210,5 | 10:24'55.859 |
| 6 | 36.172 | 35.750 | 23.552 | 42.032 | 2'17.506P | 185,2 | 10:27'13.365 |
| 7 | 2'35.106 | 40.541 | 23.858 | 33.010 | 4'12.515CP | 204,2 | 10:31'25.880 |
| 8 | 36.770 | 39.421 | 23.886 | 32.795 | 2'12.872 | 204,2 | 10:33'38.752 |
| 9 | 35.700 | 35.272 | 23.339 | 32.904 | 2'07.215 | 206,1 | 10:35'45.967 |
| 10 | 42.030 | 36.893 | 24.285 | 33.102 | 2'16.310 | 203,4 | 10:38'02.277 |
| 11 | 36.079 | 37.594 | 28.956 | 33.524 | 2'16.153C | 201,1 | 10:40'18.430 |
| 12 | 35.866 | 35.429 | 23.797 | 38.729 | 2'13.821 | 136,7 | 10:42'32.251 |
| 13 | 35.638 | 42.817 | 27.135 | 50.879 | 2'36.469CP | 141,7 | 10:45'08.720 |

| 15° 14 E. DE LA VEGA (2'08.138) | | | | | | | |
|---------------------------------|---------------|---------------|---------------|---------------|-----------------|--------------|--------------|
| Lap | Seg.1 | Seg.2 | Seg.3 | Seg.4 | Lap Time | km/h | Local Time |
| 1 | | 38.054 | 25.689 | 33.683 | | 200,4 | 9:48'01.010 |
| 2 | 36.027 | 35.555 | 23.570 | 33.415 | 2'08.567 | 200,4 | 9:50'09.577 |
| 3 | 37.315 | 36.137 | 23.665 | 41.630 | 2'18.747CP | 204,5 | 9:52'28.324 |
| 4 | 28'43.182 | 36.267 | 24.191 | 33.949 | 30'17.589P | 201,1 | 10:22'45.913 |
| 5 | 35.824 | 35.506 | 23.569 | 33.239 | 2'08.138 | 201,1 | 10:24'54.051 |
| 6 | 36.798 | 37.268 | 24.177 | 33.369 | 2'11.612 | 200,7 | 10:27'05.663 |
| 7 | 35.888 | 35.674 | 23.067 | 33.733 | 2'08.362 | 196,4 | 10:29'14.025 |
| 8 | 40.621 | 35.511 | 23.231 | 33.179 | 2'12.542 | 199,3 | 10:31'26.567 |
| 9 | 35.798 | 37.983 | 23.857 | 33.360 | 2'10.998 | 197,4 | 10:33'37.565 |
| 10 | 35.636 | 35.699 | 23.204 | 33.960 | 2'08.499 | 189,8 | 10:35'46.064 |
| 11 | 40.254 | 36.605 | 23.326 | 33.627 | 2'13.812 | 194,2 | 10:37'59.876 |
| 12 | 37.998 | 38.200 | 25.744 | 38.685 | 2'20.627 | 178,8 | 10:40'20.503 |
| 13 | 36.251 | 35.836 | 23.180 | 33.380 | 2'08.647 | 197,4 | 10:42'29.150 |
| 14 | 35.922 | 35.546 | 23.273 | 43.630 | 2'18.371CP | 196,0 | 10:44'47.521 |

| 12° 96 F. SALAC (2'07.374) | | | | | | | |
|----------------------------|---------------|---------------|---------------|---------------|-----------------|--------------|--------------|
| Lap | Seg.1 | Seg.2 | Seg.3 | Seg.4 | Lap Time | km/h | Local Time |
| 1 | | 38.221 | 24.880 | 34.110 | | 197,4 | 9:48'00.000 |
| 2 | 37.547 | 36.066 | 23.622 | 32.813 | 2'10.048 | 206,5 | 9:50'10.048 |
| 3 | 36.526 | 35.575 | 23.367 | 40.023 | 2'15.491CP | 206,1 | 9:52'25.539 |
| 4 | 28'42.873 | 37.021 | 23.576 | 34.094 | 30'17.564P | 196,0 | 10:22'43.103 |
| 5 | 36.750 | 35.657 | 23.318 | 33.049 | 2'08.774 | 203,4 | 10:24'51.877 |
| 6 | 36.079 | 35.946 | 23.290 | 33.529 | 2'08.844 | 202,2 | 10:27'00.721 |
| 7 | 35.937 | 35.354 | 23.072 | 33.011 | 2'07.374 | 197,8 | 10:29'08.095 |
| 8 | 36.119 | 35.668 | 23.216 | 33.507 | 2'08.510 | 196,0 | 10:31'16.605 |
| 9 | 36.164 | 35.524 | 23.128 | 39.341 | 2'14.157P | 196,0 | 10:33'30.762 |
| 10 | 2'56.457 | 36.577 | 23.514 | 36.936 | 4'33.484P | 186,2 | 10:38'04.246 |
| 11 | 35.912 | 36.015 | 24.980 | 41.289 | 2'18.196 | 181,8 | 10:40'22.442 |
| 12 | 35.510 | 35.878 | 23.381 | 33.085 | 2'07.854 | 205,7 | 10:42'30.296 |
| 13 | 35.532 | 35.383 | 23.478 | 43.981 | 2'18.374CP | 197,8 | 10:44'48.670 |

| 16° 85 K. SABATUCCI (2'08.297) | | | | | | | |
|--------------------------------|---------------|---------------|---------------|---------------|-----------------|--------------|--------------|
| Lap | Seg.1 | Seg.2 | Seg.3 | Seg.4 | Lap Time | km/h | Local Time |
| 1 | | 37.497 | 27.214 | 34.865 | | 198,2 | 9:48'03.536 |
| 2 | 36.537 | 35.961 | 23.519 | 33.315 | 2'09.332 | 204,2 | 9:50'12.868 |
| 3 | 36.444 | 35.352 | 23.384 | 40.968 | 2'16.148CP | 203,4 | 9:52'29.016 |
| 4 | 28'39.614 | 36.170 | 26.635 | 35.063 | 30'17.482P | 189,5 | 10:22'46.498 |
| 5 | 37.301 | 35.744 | 23.422 | 33.497 | 2'09.964 | 204,5 | 10:24'56.462 |
| 6 | 36.217 | 35.426 | 23.616 | 33.038 | 2'08.297 | 207,3 | 10:27'04.759 |
| 7 | 38.272 | 36.327 | 23.569 | 32.877 | 2'11.045 | 205,7 | 10:29'15.804 |
| 8 | 36.737 | 35.766 | 23.966 | 33.944 | 2'10.413 | 197,4 | 10:31'26.217 |
| 9 | 38.095 | 36.830 | 23.707 | 43.074 | 2'21.706P | 185,6 | 10:33'47.923 |
| 10 | 2'33.949 | 39.428 | 25.669 | 36.227 | 4'15.273P | 176,8 | 10:38'03.196 |
| 11 | 36.105 | 36.491 | 25.949 | 36.219 | 2'14.764 | 183,7 | 10:40'17.960 |
| 12 | 36.126 | 35.460 | 29.405 | 33.133 | 2'14.124 | 204,9 | 10:42'32.084 |
| 13 | 36.103 | 36.451 | 24.038 | 45.130 | 2'21.722CP | 197,8 | 10:44'53.806 |

| 13° 15 A. COPPOLA (2'07.389) | | | | | | | |
|------------------------------|---------------|---------------|---------------|---------------|-----------------|--------------|--------------|
| Lap | Seg.1 | Seg.2 | Seg.3 | Seg.4 | Lap Time | km/h | Local Time |
| 1 | | 39.944 | 27.583 | 36.160 | | 184,0 | 9:48'06.026 |
| 2 | 36.437 | 35.672 | 23.990 | 44.020 | 2'20.119P | 175,0 | 9:50'26.145 |
| 3 | 2'04.156 | 40.011 | 26.702 | 41.737 | 3'52.606CP | 185,2 | 9:54'18.751 |
| 4 | 26'58.324 | 36.893 | 23.648 | 34.802 | 28'33.667P | 189,1 | 10:22'52.418 |
| 5 | 36.056 | 35.540 | 23.433 | 33.104 | 2'08.133 | 206,9 | 10:25'00.551 |
| 6 | 36.914 | 35.524 | 23.212 | 33.050 | 2'08.700 | 202,6 | 10:27'09.251 |
| 7 | 35.669 | 35.645 | 23.145 | 32.930 | 2'07.389 | 202,6 | 10:29'16.640 |
| 8 | 36.236 | 35.923 | 23.645 | 38.887 | 2'14.691P | 205,7 | 10:31'31.331 |
| 9 | 2'34.406 | 40.726 | 27.962 | 35.704 | 4'18.798P | 176,5 | 10:35'50.129 |
| 10 | 35.884 | 35.721 | 23.444 | 33.645 | 2'08.694 | 197,8 | 10:37'58.823 |
| 11 | 42.787 | 35.849 | 25.259 | 36.166 | 2'20.061 | 178,5 | 10:40'18.884 |
| 12 | 35.570 | 35.440 | 23.967 | 35.820 | 2'10.797 | 192,2 | 10:42'29.681 |

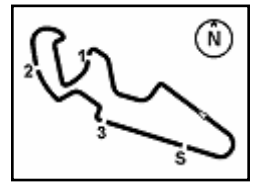
| 17° 73 J. PEREZ GONZALEZ (2'08.363) | | | | | | | |
|-------------------------------------|---------------|---------------|---------------|---------------|-----------------|--------------|--------------|
| Lap | Seg.1 | Seg.2 | Seg.3 | Seg.4 | Lap Time | km/h | Local Time |
| 1 | | 38.450 | 25.185 | 33.643 | | 198,2 | 9:48'01.147 |
| 2 | 36.219 | 35.806 | 23.496 | 33.371 | 2'08.892 | 201,9 | 9:50'10.039 |
| 3 | 36.742 | 35.606 | 23.299 | 42.252 | 2'17.899CP | 198,5 | 9:52'27.938 |
| 4 | 28'43.888 | 36.440 | 24.285 | 34.017 | 30'18.630P | 201,1 | 10:22'46.568 |
| 5 | 36.266 | 35.794 | 23.386 | 33.301 | 2'08.747 | 201,5 | 10:24'55.315 |
| 6 | 39.686 | 35.472 | 23.303 | 34.042 | 2'12.503 | 196,7 | 10:27'07.818 |
| 7 | 36.016 | 35.578 | 23.572 | 33.197 | 2'08.363 | 200,7 | 10:29'16.181 |
| 8 | 37.094 | 35.584 | 23.661 | 33.888 | 2'10.227 | 201,1 | 10:31'26.408 |
| 9 | 36.355 | 36.232 | 23.454 | 34.258 | 2'10.299 | 189,1 | 10:33'36.707 |
| 10 | 36.069 | 36.168 | 23.397 | 33.854 | 2'09.488 | 192,9 | 10:35'46.195 |
| 11 | 40.892 | 36.844 | 23.697 | 33.398 | 2'14.831 | 198,9 | 10:38'01.026 |
| 12 | 35.883 | 36.034 | 23.398 | 41.005 | 2'16.320 | 149,0 | 10:40'17.346 |

04/09/2020 P = Pits In/Out - C = Lap Time Cancelled

These data/results cannot be reproduced, stored and/or transmitted in whole or in part by any manner of electronic, mechanical, photocopying, recording, broadcasting or otherwise now known or herein after developed without the previous express consent by the copyright owner, except for reproduction in daily press and regular printed publications on sale to the public within 60 days of the event related to those data/results and always provided that copyright symbol appears together as follows below.

© DORNA WSBK ORGANIZATION Srl 2020





Pirelli Teruel Round, 4 - 6 September 2020

Chronological Analysis Free Practice 1st Session Gr.B

| | | | | | | | | | | | | | | | |
|----|--------|--------|--------|--------|------------|-------|--------------|---|---------------|---------------|---------------|---------------|-----------------|-------|--------------|
| 13 | 36.537 | 35.829 | 24.239 | 33.803 | 2'10.408 | 197,1 | 10:42'27.754 | 3 | 36.331 | 35.800 | 23.658 | 33.398 | 2'09.187 | 197,8 | 10:24'53.478 |
| 14 | 37.582 | 35.762 | 24.265 | 43.538 | 2'21.147CP | 191,2 | 10:44'48.901 | | | | | | | | |

| 18° 80 G. MASTROLUCA (2'08.388) | | | | | | | |
|---------------------------------|---------------|---------------|---------------|---------------|-----------------|--------------|--------------|
| Lap | Seg.1 | Seg.2 | Seg.3 | Seg.4 | Lap Time | km/h | Local Time |
| 1 | | 37.547 | 25.653 | 33.413 | | 205,3 | 9:48'01.571 |
| 2 | 36.672 | 35.603 | 23.625 | 32.839 | 2'08.739 | 207,7 | 9:50'10.310 |
| 3 | 36.087 | 35.659 | 23.216 | 41.324 | 2'16.286CP | 197,8 | 9:52'26.596 |
| 4 | 28'44.756 | 36.196 | 24.256 | 33.352 | 30'18.560P | 198,9 | 10:22'45.156 |
| 5 | 36.017 | 35.500 | 24.056 | 32.815 | 2'08.388 | 205,3 | 10:24'53.544 |

| 19° 98 T. BERCOT (2'08.679) | | | | | | | |
|-----------------------------|---------------|---------------|---------------|---------------|-----------------|--------------|--------------|
| Lap | Seg.1 | Seg.2 | Seg.3 | Seg.4 | Lap Time | km/h | Local Time |
| 1 | | 37.469 | 25.108 | 35.290 | | 178,8 | 9:48'03.156 |
| 2 | 36.942 | 36.176 | 23.756 | 33.271 | 2'10.145 | 201,1 | 9:50'13.301 |
| 3 | 36.388 | 35.648 | 23.586 | 43.830 | 2'19.452CP | 201,5 | 9:52'32.753 |
| 4 | 28'38.597 | 36.536 | 24.365 | 33.715 | 30'13.213P | 203,0 | 10:22'45.966 |
| 5 | 36.417 | 35.727 | 23.722 | 33.181 | 2'09.047 | 199,6 | 10:24'55.013 |
| 6 | 37.164 | 36.142 | 23.756 | 33.094 | 2'10.156 | 199,6 | 10:27'05.169 |
| 7 | 36.283 | 35.746 | 23.495 | 33.155 | 2'08.679 | 199,6 | 10:29'13.848 |
| 8 | 45.758 | 36.518 | 25.631 | 42.018 | 2'29.925P | 189,5 | 10:31'43.773 |
| 9 | 2'24.973 | 37.976 | 25.035 | 38.256 | 4'06.240P | 150,0 | 10:35'50.013 |
| 10 | 36.208 | 35.570 | 23.703 | 33.345 | 2'08.826 | 201,1 | 10:37'58.839 |
| 11 | 43.450 | 36.272 | 25.858 | 36.745 | 2'22.325 | 166,2 | 10:40'21.164 |
| 12 | 36.359 | 36.279 | 23.586 | 33.098 | 2'09.322 | 204,9 | 10:42'30.486 |
| 13 | 35.553 | 35.473 | 24.126 | 45.533 | 2'20.685CP | 185,2 | 10:44'51.171 |

| 20° 47 M. CERVENKA (2'09.096) | | | | | | | |
|-------------------------------|---------------|---------------|---------------|---------------|-----------------|--------------|--------------|
| Lap | Seg.1 | Seg.2 | Seg.3 | Seg.4 | Lap Time | km/h | Local Time |
| 1 | | 38.246 | 25.574 | 34.616 | | 194,6 | 9:47'48.644 |
| 2 | 37.925 | 38.331 | 24.227 | 34.104 | 2'14.587 | 197,8 | 9:50'03.231 |
| 3 | 36.875 | 36.484 | 23.976 | 41.701 | 2'19.036CP | 197,4 | 9:52'22.267 |
| 4 | 28'48.225 | 36.956 | 24.722 | 34.047 | 30'23.950P | 197,8 | 10:22'46.217 |
| 5 | 36.768 | 35.901 | 23.792 | 33.166 | 2'09.627 | 206,1 | 10:24'55.844 |
| 6 | 37.359 | 35.783 | 23.916 | 33.216 | 2'10.274 | 202,6 | 10:27'06.118 |
| 7 | 36.535 | 35.692 | 23.648 | 33.221 | 2'09.096 | 204,5 | 10:29'15.214 |
| 8 | 36.837 | 37.688 | 24.185 | 33.304 | 2'12.014 | 201,9 | 10:31'27.228 |
| 9 | 36.389 | 36.191 | 23.267 | 34.084 | 2'09.931 | 200,7 | 10:33'37.159 |
| 10 | 36.213 | 35.654 | 23.845 | 33.597 | 2'09.309 | 201,1 | 10:35'46.468 |
| 11 | 38.162 | 36.159 | 23.701 | 39.472 | 2'17.494P | 194,6 | 10:38'03.962 |

| 21° 93 A. QUINET (2'09.151) | | | | | | | |
|-----------------------------|---------------|---------------|---------------|---------------|-----------------|--------------|--------------|
| Lap | Seg.1 | Seg.2 | Seg.3 | Seg.4 | Lap Time | km/h | Local Time |
| 1 | | 37.739 | 24.694 | 34.492 | | 193,2 | 9:47'30.432 |
| 2 | 37.366 | 37.036 | 23.947 | 34.068 | 2'12.417 | 195,7 | 9:49'42.849 |
| 3 | 38.744 | 38.455 | 24.224 | 40.726 | 2'22.149C | 142,7 | 9:52'04.998 |
| 4 | 43.386 | 41.940 | 27.397 | 45.838 | 2'38.561CP | 174,2 | 9:54'43.559 |
| 5 | 26'25.701 | 37.295 | 25.158 | 34.004 | 28'02.158P | 203,4 | 10:22'45.717 |
| 6 | 36.807 | 36.031 | 23.829 | 33.432 | 2'10.099C | 203,4 | 10:24'55.816 |
| 7 | 36.758 | 36.215 | 23.910 | 33.327 | 2'10.210 | 204,9 | 10:27'06.026 |
| 8 | 36.318 | 35.880 | 23.583 | 33.370 | 2'09.151 | 201,5 | 10:29'15.177 |
| 9 | 45.243 | 36.322 | 23.826 | 33.627 | 2'19.018C | 198,5 | 10:31'34.195 |
| 10 | 36.656 | 36.465 | 24.072 | 38.927 | 2'16.120P | 197,4 | 10:33'50.315 |
| 11 | 2'36.278 | 36.920 | 23.573 | 34.551 | 4'11.322P | 197,1 | 10:38'01.637 |
| 12 | 36.856 | 36.915 | 23.972 | 41.235 | 2'18.978 | 172,8 | 10:40'20.615 |
| 13 | 36.716 | 36.589 | 23.774 | 33.283 | 2'10.362C | 202,6 | 10:42'30.977 |
| 14 | 36.366 | 42.627 | 25.261 | 44.096 | 2'28.350CP | 176,8 | 10:44'59.327 |

| 22° 99 A. HUERTAS (2'09.187) | | | | | | | |
|------------------------------|----------|--------|--------|--------|-----------|--------------|--------------|
| Lap | Seg.1 | Seg.2 | Seg.3 | Seg.4 | Lap Time | km/h | Local Time |
| 1 | | 38.276 | 29.158 | 54.090 | | 200,7 | 9:48'24.125 |
| 2 | 1'19.066 | 36.611 | 24.187 | 33.642 | 34'20.166 | 197,8 | 10:22'44.291 |

| 23° 12 R. DORE (2'09.228) | | | | | | | |
|---------------------------|---------------|---------------|---------------|---------------|-----------------|--------------|--------------|
| Lap | Seg.1 | Seg.2 | Seg.3 | Seg.4 | Lap Time | km/h | Local Time |
| 1 | | | 38.797 | 25.426 | 34.691 | 189,8 | 9:48'01.519 |
| 2 | 36.825 | 36.077 | 23.813 | 33.897 | 2'10.612 | 194,9 | 9:50'12.131 |
| 3 | 36.779 | 35.841 | 23.619 | 43.129 | 2'19.368CP | 199,6 | 9:52'31.499 |
| 4 | 28'39.076 | 36.039 | 24.203 | 33.612 | 30'12.930P | 197,8 | 10:22'44.429 |
| 5 | 36.375 | 35.799 | 23.742 | 33.312 | 2'09.228 | 199,3 | 10:24'53.657 |
| 6 | 36.879 | 35.549 | 23.869 | 34.831 | 2'11.128 | 184,3 | 10:27'04.785 |
| 7 | 36.859 | 35.688 | 23.791 | 33.528 | 2'09.866C | 195,3 | 10:29'14.651 |
| 8 | 37.208 | 36.101 | 23.681 | 33.499 | 2'10.489 | 200,4 | 10:31'25.140 |
| 9 | 36.912 | 36.519 | 23.591 | 34.707 | 2'11.729 | 187,5 | 10:33'36.869 |
| 10 | 36.189 | 35.807 | 23.859 | 33.673 | 2'09.528 | 198,5 | 10:35'46.397 |
| 11 | 40.589 | 36.680 | 23.807 | 33.514 | 2'14.590 | 199,6 | 10:38'00.987 |
| 12 | 36.250 | 36.022 | 23.543 | 34.179 | 2'09.994 | 188,2 | 10:40'10.981 |
| 13 | 46.232 | 36.167 | 23.436 | 33.536 | 2'19.371 | 199,3 | 10:42'30.352 |
| 14 | 36.367 | 35.585 | 23.730 | 46.462 | 2'22.144CP | 172,0 | 10:44'52.496 |

| 24° 23 S. MARKARIAN (2'09.536) | | | | | | | |
|--------------------------------|---------------|---------------|---------------|---------------|-----------------|--------------|--------------|
| Lap | Seg.1 | Seg.2 | Seg.3 | Seg.4 | Lap Time | km/h | Local Time |
| 1 | | 36.620 | 24.108 | 33.791 | | 197,4 | 9:48'10.648 |
| 2 | 36.321 | 36.005 | 23.561 | 33.807 | 2'09.694 | 197,1 | 9:50'20.342 |
| 3 | 36.208 | 35.711 | 23.527 | 43.396 | 2'18.842CP | 197,4 | 9:52'39.184 |
| 4 | 28'30.803 | 36.540 | 24.607 | 34.449 | 30'06.399P | 196,4 | 10:22'45.583 |
| 5 | 36.206 | 35.701 | 24.105 | 33.524 | 2'09.536 | 200,7 | 10:24'55.119 |
| 6 | 36.274 | 36.408 | 24.045 | 33.200 | 2'09.927 | 203,4 | 10:27'05.046 |
| 7 | 36.142 | 35.976 | 40.087 | 42.411 | 2'34.616P | 192,5 | 10:29'39.662 |
| 8 | 2'07.592 | 49.955 | 25.131 | 35.822 | 3'58.500P | 182,7 | 10:33'38.162 |
| 9 | 36.435 | 35.852 | 39.557 | 34.907 | 2'26.751 | 191,2 | 10:36'04.913 |
| 10 | 42.474 | 37.456 | 25.051 | 34.590 | 2'19.571 | 191,5 | 10:38'24.484 |
| 11 | 36.563 | 36.384 | 25.069 | 34.214 | 2'12.230 | 192,5 | 10:40'36.714 |
| 12 | 51.973 | 39.760 | 26.874 | 45.449 | 2'44.056P | 178,8 | 10:43'20.770 |

| 25° 68 J. IOVERNO (2'09.666) | | | | | | | |
|------------------------------|---------------|---------------|---------------|---------------|-----------------|--------------|--------------|
| Lap | Seg.1 | Seg.2 | Seg.3 | Seg.4 | Lap Time | km/h | Local Time |
| 1 | | 37.591 | 24.877 | 33.975 | | 197,1 | 9:49'53.908 |
| 2 | 36.525 | 36.520 | 23.483 | 34.079 | 2'10.607C | 196,7 | 9:52'04.515 |
| 3 | 39.444 | 37.648 | 26.441 | 43.692 | 2'27.225CP | 168,8 | 9:54'31.740 |
| 4 | 26'43.860 | 37.751 | 23.627 | 33.609 | 28'18.847P | 198,9 | 10:22'50.587 |
| 5 | 36.385 | 36.219 | 23.723 | 33.600 | 2'09.927 | 201,9 | 10:25'00.514 |
| 6 | 37.194 | 36.097 | 23.836 | 33.391 | 2'10.518 | 200,7 | 10:27'11.032 |
| 7 | 35.968 | 36.030 | 23.823 | 33.845 | 2'09.666 | 195,7 | 10:29'20.698 |
| 8 | 35.986 | 35.952 | 23.579 | 34.800 | 2'10.317C | 202,6 | 10:31'31.015 |
| 9 | 45.149 | 38.684 | 25.538 | 42.796 | 2'32.167P | 176,8 | 10:34'03.182 |
| 10 | 3'46.181 | 36.646 | 24.184 | 34.338 | 5'21.349P | 189,8 | 10:39'24.531 |
| 11 | 38.069 | 37.367 | 24.502 | 33.832 | 2'13.770 | 195,7 | 10:41'38.301 |
| 12 | 37.529 | 36.505 | 23.767 | 34.339 | 2'12.140C | 191,5 | 10:43'50.441 |

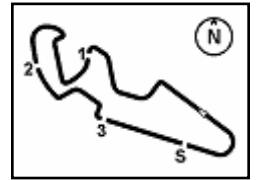
| 26° 59 A. ZANCA (2'11.372) | | | | | | | |
|----------------------------|---------------|---------------|---------------|---------------|-----------------|--------------|--------------|
| Lap | Seg.1 | Seg.2 | Seg.3 | Seg.4 | Lap Time | km/h | Local Time |
| 1 | | 46.362 | 36.746 | 41.451 | | 178,5 | 9:48'02.340 |
| 2 | 38.125 | 36.667 | 23.871 | 33.835 | 2'12.498 | 200,0 | 9:50'14.838 |
| 3 | 36.896 | 36.422 | 23.904 | 45.233 | 2'22.455CP | 198,5 | 9:52'37.293 |
| 4 | 28'34.615 | 37.472 | 24.104 | 33.735 | 30'09.926P | 201,1 | 10:22'47.219 |
| 5 | 36.918 | 36.648 | 24.700 | 34.196 | 2'12.462 | 195,7 | 10:24'59.681 |
| 6 | 43.658 | 36.769 | 24.051 | 34.073 | 2'18.551C | 194,9 | 10:27'18.232 |
| 7 | 36.951 | 36.600 | 23.973 | 33.848 | 2'11.372 | 195,7 | 10:29'29.604 |
| 8 | 36.884 | 36.639 | 23.997 | 34.142 | 2'11.662 | 193,5 | 10:31'41.266 |
| 9 | 37.487 | 36.505 | 25.659 | 34.288 | 2'13.939 | 193,9 | 10:33'55.205 |
| 10 | 37.027 | 36.531 | 26.515 | 43.560 | 2'23.633P | 192,9 | 10:36'18.838 |
| 11 | 1'31.023 | 36.546 | 24.247 | 34.089 | 3'05.905P | 194,2 | 10:39'24.743 |
| 12 | 37.087 | 38.167 | 24.129 | 34.582 | 2'13.965 | 191,2 | 10:41'38.708 |

04/09/2020 P = Pits In/Out - C = Lap Time Cancelled

These data/results cannot be reproduced, stored and/or transmitted in whole or in part by any manner of electronic, mechanical, photocopying, recording, broadcasting or otherwise now known or herein after developed without the previous express consent by the copyright owner, except for reproduction in daily press and regular printed publications on sale to the public within 60 days of the event related to those data/results and always provided that copyright symbol appears together as follows below.

© DORNA WSBK ORGANIZATION Srl 2020





Pirelli Teruel Round, 4 - 6 September 2020 Chronological Analysis Free Practice 1st Session Gr.B

MotorLand Aragon 5.077 m

4 / 4

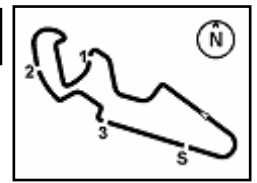
13 37.420 37.010 24.368 34.128 2'12.926C 193,5 10:43'51.634

04/09/2020 P = Pits In/Out - C = Lap Time Cancelled

These data/results cannot be reproduced, stored and/or transmitted in whole or in part by any manner of electronic, mechanical, photocopying, recording, broadcasting or otherwise now known or herein after developed without the previous express consent by the copyright owner, except for reproduction in daily press and regular printed publications on sale to the public within 60 days of the event related to those data/results and always provided that copyright symbol appears together as follows below.

© DORNA WSBK ORGANIZATION Srl 2020

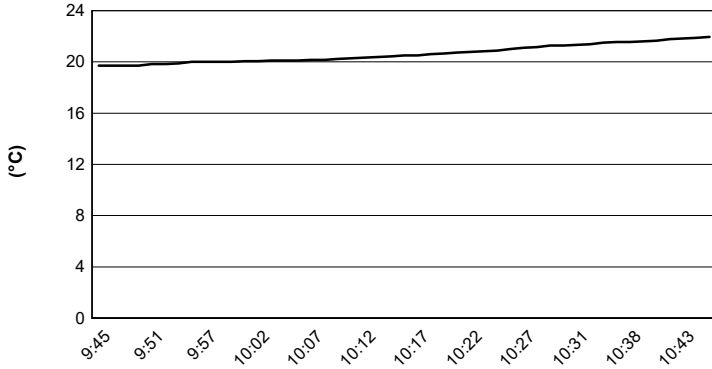




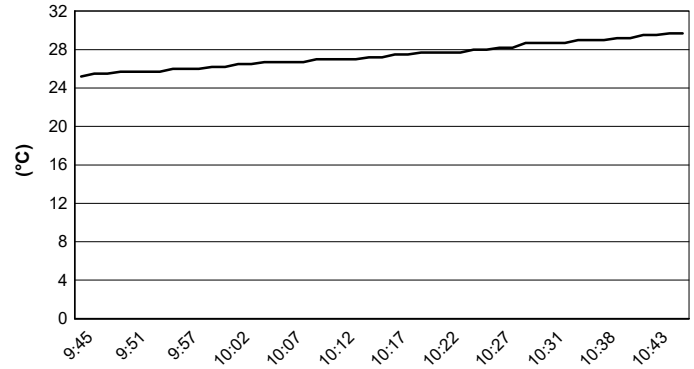
MotorLand Aragon 5.077 m

Pirelli Teruel Round, 4 - 6 September 2020
Weather Report Free Practice 1st Session Gr.B
 Session started 09:45 - Session ended 10:46

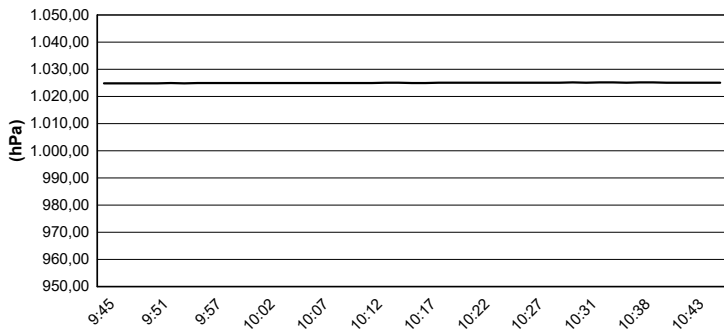
Air Temperature



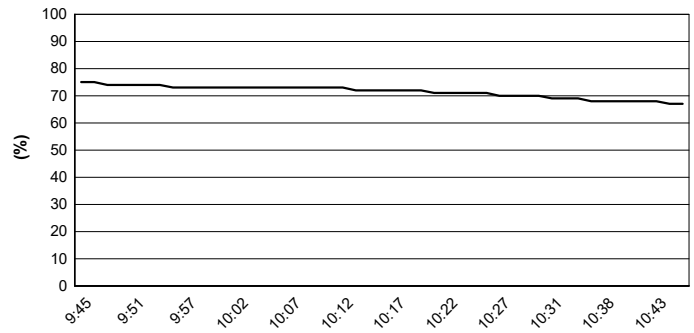
Track Temperature



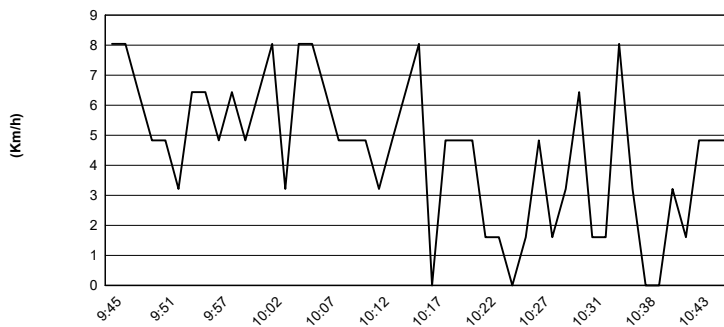
Air Pressure



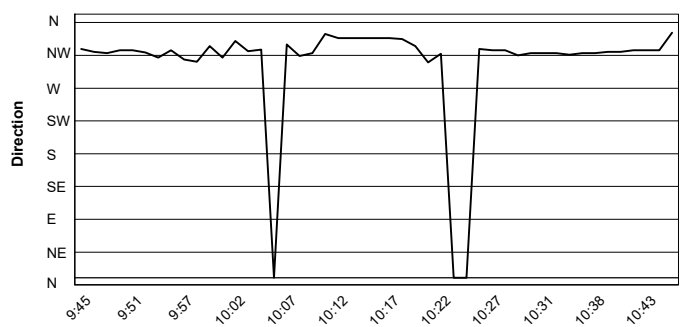
Humidity



Wind Speed



Wind Direction



04/09/2020

These data/results cannot be reproduced, stored and/or transmitted in whole or in part by any manner of electronic, mechanical, photocopying, recording, broadcasting or otherwise now known or herein after developed without the previous express consent by the copyright owner, except for reproduction in daily press and regular printed publications on sale to the public within 60 days of the event related to those data/results and always provided that copyright symbol appears together as follows below.

© DORNA WSBK ORGANIZATION Srl 2020



Official Fuel Supplier

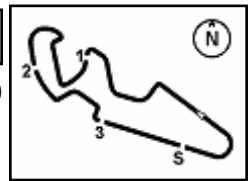


FICR PERUGIA TIMING

Official Tyre Supplier



Official Timekeeper



Pirelli Teruel Round, 4 - 6 September 2020

Free Practices Combined Times after FP1

MotorLand Aragon 5.077 m

| No. | Rider | Nat | Team | Bike | Class | FP1 | FP2 | FP3 | Time | Gap | Rel. | Avg | LL |
|-----|------------------------------|-----|---|--------------------|-------|-----------------|-----|-----|-----------------|--------|-------|---------|----|
| 1 | 95 S. DEROUE | NED | MTM Kawasaki MOTOPOST | Kawasaki Ninja 400 | B | 2'05.899 | | | 2'05.899 | | | 145,174 | 8 |
| 2 | 58 I. IGLESIAS BRAVO | ESP | Scuderia Maranga Racing | Kawasaki Ninja 400 | B | 2'06.379 | | | 2'06.379 | 0.480 | 0.480 | 144,622 | 12 |
| 3 | 48 T. BRIANTI | ITA | Prodina Ircos Team WorldSSP300 | Kawasaki Ninja 400 | B | 2'06.493 | | | 2'06.493 | 0.594 | 0.114 | 144,492 | 13 |
| 4 | 71 T. EDWARDS | AUS | Kawasaki ParkinGO Team | Kawasaki Ninja 400 | B | 2'06.518 | | | 2'06.518 | 0.619 | 0.025 | 144,463 | 9 |
| 5 | 11 A. CARRASCO | ESP | Kawasaki Provec WorldSSP300 | Kawasaki Ninja 400 | B | 2'06.552 | | | 2'06.552 | 0.653 | 0.034 | 144,424 | 10 |
| 6 | 22 N. KALININ | UKR | Battley-RT Motorsports by SKM-Kawasaki | Kawasaki Ninja 400 | A | 2'06.813 | | | 2'06.813 | 0.914 | 0.261 | 144,127 | 10 |
| 7 | 54 B. SOFUOGLU | TUR | Biblion Motoxrcing Yamaha WorldSSP300 | Yamaha YZF-R3 | B | 2'06.884 | | | 2'06.884 | 0.985 | 0.071 | 144,047 | 8 |
| 8 | 72 A. DIAZ | ESP | Biblion Motoxrcing Yamaha WorldSSP300 | Yamaha YZF-R3 | A | 2'06.911 | | | 2'06.911 | 1.012 | 0.027 | 144,016 | 9 |
| 9 | 87 T. KAWAKAMI | BRA | Yamaha MS Racing | Yamaha YZF-R3 | B | 2'06.914 | | | 2'06.914 | 1.015 | 0.003 | 144,012 | 11 |
| 10 | 17 K. MEUFFELS | NED | MTM Kawasaki MOTOPOST | Kawasaki Ninja 400 | A | 2'07.035 | | | 2'07.035 | 1.136 | 0.121 | 143,875 | 6 |
| 11 | 6 J. BUIS | NED | MTM Kawasaki MOTOPOST | Kawasaki Ninja 400 | A | 2'07.095 | | | 2'07.095 | 1.196 | 0.060 | 143,807 | 6 |
| 12 | 88 B. IERACI | ITA | Kawasaki GP Project | Kawasaki Ninja 400 | A | 2'07.144 | | | 2'07.144 | 1.245 | 0.049 | 143,752 | 9 |
| 13 | 52 O. KONIG | CZE | MOVISIO by Freudenberg Jr Team | Kawasaki Ninja 400 | B | 2'07.161 | | | 2'07.161 | 1.262 | 0.017 | 143,733 | 9 |
| 14 | 64 H. DE CANCELLIS | FRA | Team TRASIMENO | Yamaha YZF-R3 | B | 2'07.206 | | | 2'07.206 | 1.307 | 0.045 | 143,682 | 10 |
| 15 | 69 T. BOOTH-AMOS | GBR | RT Motorsports by SKM - Kawasaki | Kawasaki Ninja 400 | B | 2'07.214 | | | 2'07.214 | 1.315 | 0.008 | 143,673 | 11 |
| 16 | 61 Y. OKAYA | JPN | MTM Kawasaki MOTOPOST | Kawasaki Ninja 400 | B | 2'07.215 | | | 2'07.215 | 1.316 | 0.001 | 143,672 | 12 |
| 17 | 10 U. ORRADRE | ESP | Yamaha MS Racing | Yamaha YZF-R3 | A | 2'07.311 | | | 2'07.311 | 1.412 | 0.096 | 143,563 | 6 |
| 18 | 96 F. SALAC | CZE | ACCR Czech Talent Team - Willi Race | Kawasaki Ninja 400 | B | 2'07.374 | | | 2'07.374 | 1.475 | 0.063 | 143,492 | 12 |
| 19 | 30 G. VAN STRAALLEN | NED | EAB Ten Kate Racing | Yamaha YZF-R3 | A | 2'07.376 | | | 2'07.376 | 1.477 | 0.002 | 143,490 | 10 |
| 20 | 15 A. COPPOLA | ITA | Kawasaki GP Project | Kawasaki Ninja 400 | B | 2'07.389 | | | 2'07.389 | 1.490 | 0.013 | 143,475 | 12 |
| 21 | 83 M. KAWAKAMI | BRA | Team Brasil AD 78 | Yamaha YZF-R3 | B | 2'07.620 | | | 2'07.620 | 1.721 | 0.231 | 143,216 | 10 |
| 22 | 84 K. ALOISI | ITA | ProGP Racing | Yamaha YZF-R3 | A | 2'07.655 | | | 2'07.655 | 1.756 | 0.035 | 143,177 | 10 |
| 23 | 26 M. GENNAI | ITA | Team BRCorse | Yamaha YZF-R3 | A | 2'07.671 | | | 2'07.671 | 1.772 | 0.016 | 143,159 | 10 |
| 24 | 7 J. GIMBERT | FRA | GP Project | Kawasaki Ninja 400 | A | 2'07.691 | | | 2'07.691 | 1.792 | 0.020 | 143,136 | 10 |
| 25 | 8 M. PEREZ | ESP | Prodina Ircos Team WorldSSP300 | Kawasaki Ninja 400 | A | 2'07.848 | | | 2'07.848 | 1.949 | 0.157 | 142,960 | 9 |
| 26 | 27 F. ROVELLI | ITA | Kawasaki ParkinGO Team | Kawasaki Ninja 400 | A | 2'07.995 | | | 2'07.995 | 2.096 | 0.147 | 142,796 | 9 |
| 27 | 25 A. KROH | GER | Yamaha MS Racing | Yamaha YZF-R3 | A | 2'08.040 | | | 2'08.040 | 2.141 | 0.045 | 142,746 | 10 |
| 28 | 14 E. DE LA VEGA | FRA | Machado Came SBK | Yamaha YZF-R3 | B | 2'08.138 | | | 2'08.138 | 2.239 | 0.098 | 142,637 | 13 |
| 29 | 44 T. BRAMICH | AUS | Carl Cox-RT Motorsports by SKM-Kawasaki | Kawasaki Ninja 400 | A | 2'08.157 | | | 2'08.157 | 2.258 | 0.019 | 142,616 | 10 |
| 30 | 24 D. BLIN | POL | Biblion Motoxrcing Yamaha WorldSSP300 | Yamaha YZF-R3 | A | 2'08.229 | | | 2'08.229 | 2.330 | 0.072 | 142,536 | 11 |
| 31 | 85 K. SABATUCCI | ITA | Kawasaki GP Project | Kawasaki Ninja 400 | B | 2'08.297 | | | 2'08.297 | 2.398 | 0.068 | 142,460 | 12 |
| 32 | 73 J. PEREZ GONZALEZ | ESP | Machado Came SBK | Yamaha YZF-R3 | B | 2'08.363 | | | 2'08.363 | 2.464 | 0.066 | 142,387 | 13 |
| 33 | 80 G. MASTROLUCA | ITA | GP Project | Kawasaki Ninja 400 | B | 2'08.388 | | | 2'08.388 | 2.489 | 0.025 | 142,359 | 4 |
| 34 | 98 T. BERCOT | FRA | ProGP Racing | Yamaha YZF-R3 | B | 2'08.679 | | | 2'08.679 | 2.780 | 0.291 | 142,037 | 12 |
| 35 | 46 S. DI SORA | FRA | Leader Team Flembbo | Kawasaki Ninja 400 | A | 2'08.699 | | | 2'08.699 | 2.800 | 0.020 | 142,015 | 11 |
| 36 | 45 F. MACAN | BRA | Team Brasil AD 78 | Yamaha YZF-R3 | A | 2'08.791 | | | 2'08.791 | 2.892 | 0.092 | 141,914 | 11 |
| 37 | 2 A. CARRION | ESP | Smrz Racing - Willi Race | Kawasaki Ninja 400 | A | 2'08.835 | | | 2'08.835 | 2.936 | 0.044 | 141,865 | 11 |
| 38 | 19 V. RODRIGUEZ NUNEZ | ESP | 2R Racing | Kawasaki Ninja 400 | A | 2'08.870 | | | 2'08.870 | 2.971 | 0.035 | 141,827 | 12 |
| 39 | 47 M. CERVENKA | CZE | Smrz Racing - Willi Race | Kawasaki Ninja 400 | A | 2'09.096 | | | 2'09.096 | 3.197 | 0.226 | 141,578 | 10 |
| 40 | 93 A. QUINET | FRA | TGP Racing | Kawasaki Ninja 400 | B | 2'09.151 | | | 2'09.151 | 3.252 | 0.055 | 141,518 | 13 |
| 41 | 99 A. HUERTAS | ESP | ProGP Racing | Yamaha YZF-R3 | B | 2'09.187 | | | 2'09.187 | 3.288 | 0.036 | 141,479 | 2 |
| 42 | 12 R. DORE | FRA | Doré Racing Team | Yamaha YZF-R3 | B | 2'09.228 | | | 2'09.228 | 3.329 | 0.041 | 141,434 | 13 |
| 43 | 9 P. GRASSIA | ITA | Team CHIODO Moto Racing | Kawasaki Ninja 400 | A | 2'09.381 | | | 2'09.381 | 3.482 | 0.153 | 141,266 | 8 |
| 44 | 3 M. GAGGI | ITA | Machado Came SBK | Yamaha YZF-R3 | A | 2'09.387 | | | 2'09.387 | 3.488 | 0.006 | 141,260 | 11 |
| 45 | 23 S. MARKARIAN | FRA | Yamaha MS Racing | Yamaha YZF-R3 | B | 2'09.536 | | | 2'09.536 | 3.637 | 0.149 | 141,097 | 11 |
| 46 | 66 E. MCGLINCHEY | GBR | Team#109 Kawasaki | Kawasaki Ninja 400 | A | 2'09.617 | | | 2'09.617 | 3.718 | 0.081 | 141,009 | 10 |
| 47 | 68 J. IOVERNO | ITA | Scuderia Maranga Racing | Kawasaki Ninja 400 | B | 2'09.666 | | | 2'09.666 | 3.767 | 0.049 | 140,956 | 11 |
| 48 | 59 A. ZANCA | ITA | 2R Racing | Kawasaki Ninja 400 | B | 2'11.372 | | | 2'11.372 | 5.473 | 1.706 | 139,126 | 12 |
| 49 | 18 I. OFFER | GBR | Scuderia Maranga Racing | Kawasaki Ninja 400 | A | 2'13.094 | | | 2'13.094 | 7.195 | 1.722 | 137,325 | 9 |
| 50 | 77 L. GRUAU | FRA | TGP Racing | Kawasaki Ninja 400 | A | 2'14.508 | | | 2'14.508 | 8.609 | 1.414 | 135,882 | 12 |
| 51 | 40 M. LAHOZ SENLI | ESP | Machado Came SBK | Yamaha YZF-R3 | A | 2'16.248 | | | 2'16.248 | 10.349 | 1.740 | 134,147 | 12 |

04/09/2020

These data/results cannot be reproduced, stored and/or transmitted in whole or in part by any manner of electronic, mechanical, photocopying, recording, broadcasting or otherwise now known or herein after developed without the previous express consent by the copyright owner, except for reproduction in daily press and regular printed publications on sale to the public within 60 days of the event related to those data/results and always provided that copyright symbol appears together as follows below.

© DORNA WSBK ORGANIZATION Srl 2020

