

## Pirelli Teruel Round, 4 - 6 September 2020

### Results Free Practice 2nd Session

MotorLand Aragon 5.077 m

1 / 2

No.	Rider	Nat	Team	Bike	Class	Time	Gap	Rel.	Laps	Speed	
										Avg	Max
1	21 M. RINALDI	ITA	Team GOELEVELN	Ducati Panigale V4 R	IND	<b>1'50.377</b>			21	165,589	<b>307,7</b>
2	1 J. REA	GBR	Kawasaki Racing Team WorldSBK	Kawasaki ZX-10RR		<b>1'50.651</b>	0.274	0.274	22	165,179	<b>304,2</b>
3	7 C. DAVIES	GBR	ARUBA.IT Racing - Ducati	Ducati Panigale V4 R		<b>1'50.724</b>	0.347	0.073	19	165,070	<b>306,8</b>
4	19 A. BAUTISTA	ESP	Team HRC	Honda CBR1000RR-R		<b>1'50.736</b>	0.359	0.012	20	165,052	<b>312,1</b>
5	45 S. REDDING	GBR	ARUBA.IT Racing - Ducati	Ducati Panigale V4 R		<b>1'50.859</b>	0.482	0.123	16	164,869	<b>306,8</b>
6	91 L. HASLAM	GBR	Team HRC	Honda CBR1000RR-R		<b>1'50.890</b>	0.513	0.031	16	164,823	<b>307,7</b>
7	60 M. VAN DER MARK	NED	PATA YAMAHA WorldSBK Official Team	Yamaha YZF R1		<b>1'50.983</b>	0.606	0.093	22	164,685	<b>305,1</b>
8	22 A. LOWES	GBR	Kawasaki Racing Team WorldSBK	Kawasaki ZX-10RR		<b>1'50.993</b>	0.616	0.010	12	164,670	<b>306,8</b>
9	66 T. SYKES	GBR	BMW Motorrad WorldSBK Team	BMW S1000 RR		<b>1'51.037</b>	0.660	0.044	18	164,605	<b>303,4</b>
10	31 G. GERLOFF	USA	GRT Yamaha WorldSBK Junior Team	Yamaha YZF R1	IND	<b>1'51.449</b>	1.072	0.412	16	163,996	<b>303,4</b>
11	50 E. LAVERTY	IRL	BMW Motorrad WorldSBK Team	BMW S1000 RR		<b>1'51.455</b>	1.078	0.006	16	163,987	<b>309,5</b>
12	64 F. CARICASULO	ITA	GRT Yamaha WorldSBK Junior Team	Yamaha YZF R1	IND	<b>1'51.613</b>	1.236	0.158	22	163,755	<b>305,9</b>
13	76 L. BAZ	FRA	Ten Kate Racing Yamaha	Yamaha YZF R1	IND	<b>1'51.652</b>	1.275	0.039	7	163,698	<b>296,7</b>
14	33 M. MELANDRI	ITA	Barni Racing Team	Ducati Panigale V4 R	IND	<b>1'51.675</b>	1.298	0.023	12	163,664	<b>309,5</b>
15	12 X. FORES	ESP	Kawasaki Puccetti Racing	Kawasaki ZX-10RR	IND	<b>1'51.689</b>	1.312	0.014	18	163,644	<b>301,7</b>
16	54 T. RAZGATLIOGLU	TUR	PATA YAMAHA WorldSBK Official Team	Yamaha YZF R1		<b>1'51.738</b>	1.361	0.049	18	163,572	<b>307,7</b>
17	20 S. BARRIER	FRA	Brix Performance	Ducati Panigale V4 R	IND	<b>1'52.476</b>	2.099	0.738	11	162,499	<b>306,8</b>
18	77 M. SCHEIB	CHI	ORELAC Racing VERDNATURA	Kawasaki ZX-10RR	IND	<b>1'52.527</b>	2.150	0.051	18	162,425	<b>302,5</b>
19	13 T. TAKAHASHI	JPN	MIE Racing HONDA Team	Honda CBR1000RR-R	IND	<b>1'53.072</b>	2.695	0.545	16	161,642	<b>300,8</b>
20	40 R. RAMOS	ESP	OUTDO Kawasaki TPR	Kawasaki ZX-10RR	IND	<b>1'53.125</b>	2.748	0.053	14	161,566	<b>300,0</b>
21	71 M. FERRARI	ITA	Motocorsa Racing	Ducati Panigale V4 R	IND	<b>1'53.127</b>	2.750	0.002	19	161,564	<b>303,4</b>

Qualifying Lap Time (107% of 1'50.377): 1'58.104

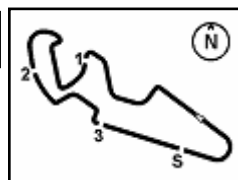
AIR	Humidity:	30%	Temp:	31°C
TRACK	Condition:	Dry	Temp:	46°C

Records	Pole (SP)	2019 A.Bautista	1'49.049	167,610	Km/h
	Race (RC1)	2019 A.Bautista	1'49.755	166,530	Km/h
	All Times (SP)	2019 A.Bautista	1'49.049	167,610	Km/h

Start	End	The results are provisional until the end of the time limit for protests and appeals and the completion of the technical checks.
04/09/2020 15:00	15:52	

These data/results cannot be reproduced, stored and/or transmitted in whole or in part by any manner of electronic, mechanical, photocopying, recording, broadcasting or otherwise now known or herein after developed without the previous express consent by the copyright owner, except for reproduction in daily press and regular printed publications on sale to the public within 60 days of the event related to those data/results and always provided that copyright symbol appears together as follows below.

© DORNA WSBK ORGANIZATION Srl 2020


**Pirelli Teruel Round, 4 - 6 September 2020**
**Results Free Practice 2nd Session**
**Session Highlights**

Local Time	No. Rider	Description
15.00.00		Start
15.00.10		WorldSBK Pit Intervention Time: 56secs
15.03.05	12 X. <b>FORES</b>	On Asphalt - Re-Joined - Turn 1
15.10.52	91 L. <b>HASLAM</b>	On Asphalt - Re-Joined - Turn 5
15.21.11	33 M. <b>MELANDRI</b>	On the Gravel - Turn 5
15.21.19	33 M. <b>MELANDRI</b>	Re-joined
15.23.34	76 L. <b>BAZ</b>	Crashed - Turn 8
15.25.19	20 S. <b>BARRIER</b>	Lap Cancelled (2'01.333) - Exceeded Track Limits - Turn 1
15.35.23	77 M. <b>SCHEIB</b>	Lap Cancelled (1'53.767) - Exceeded Track Limits - Turn 17
15.37.47	45 S. <b>REDDING</b>	On Asphalt - Re-Joined - Turn 1
15.37.52	33 M. <b>MELANDRI</b>	On Asphalt - Re-Joined - Turn 5
15.42.24	21 M. <b>RINALDI</b>	On Asphalt - Re-Joined - Turn 12
15.52.31		End Of Session

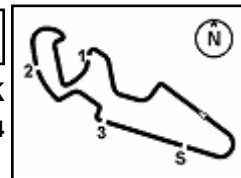
**Fastest Laps Sequence**

No.	Rider	Nat	Team	Bike	Local Time	Time	Gap	Avg
76	L. <b>BAZ</b>	FRA	Ten Kate Racing Yamaha	Yamaha YZF R1	15:03'44.810	<b>1'51.978</b>		163,221
64	F. <b>CARICASULO</b>	ITA	GRT Yamaha WorldSBK Junior Team	Yamaha YZF R1	15:03'45.435	<b>1'51.634</b>	-0.344	163,724
19	A. <b>BAUTISTA</b>	ESP	Team HRC	Honda CBR1000RR-R	15:04'08.551	<b>1'50.917</b>	-0.717	164,783
7	C. <b>DAVIES</b>	GBR	ARUBA.IT Racing - Ducati	Ducati Panigale V4 R	15:06'31.393	<b>1'50.724</b>	-0.193	165,070
1	J. <b>REA</b>	GBR	Kawasaki Racing Team WorldSBK	Kawasaki ZX-10RR	15:07'02.735	<b>1'50.677</b>	-0.047	165,140
21	M. <b>RINALDI</b>	ITA	Team GOELEVELN	Ducati Panigale V4 R	15:18'21.626	<b>1'50.538</b>	-0.139	165,348
21	M. <b>RINALDI</b>	ITA	Team GOELEVELN	Ducati Panigale V4 R	15:20'12.003	<b>1'50.377</b>	-0.161	165,589

Start 04/09/2020 15:00 End 15:52 The results are provisional until the end of the time limit for protests and appeals and the completion of the technical checks.

These data/results cannot be reproduced, stored and/or transmitted in whole or in part by any manner of electronic, mechanical, photocopying, recording, broadcasting or otherwise now known or herein after developed without the previous express consent by the copyright owner, except for reproduction in daily press and regular printed publications on sale to the public within 60 days of the event related to those data/results and always provided that copyright symbol appears together as follows below.

© DORNA WSBK ORGANIZATION Srl 2020



## Pirelli Teruel Round, 4 - 6 September 2020

### Free Practices Combined Results after FP2

No.	Rider	Nat	Team	Bike	Class	FP1	FP2	FP3	Time	Gap	Rel.	Avg	LL
1	<b>21 M. RINALDI</b>	ITA	Team GOELEVEN	Ducati Panigale V4 R	IND	<b>1'49.840</b>	1'50.377		<b>1'49.840</b>			166,398	36
2	<b>1 J. REA</b>	GBR	Kawasaki Racing Team WorldSBK	Kawasaki ZX-10RR		<b>1'49.841</b>	1'50.651		<b>1'49.841</b>	0.001	0.001	166,397	39
3	<b>22 A. LOWES</b>	GBR	Kawasaki Racing Team WorldSBK	Kawasaki ZX-10RR		<b>1'50.347</b>	1'50.993		<b>1'50.347</b>	0.507	0.506	165,634	23
4	<b>66 T. SYKES</b>	GBR	BMW Motorrad WorldSBK Team	BMW S1000 RR		<b>1'50.537</b>	1'51.037		<b>1'50.537</b>	0.697	0.190	165,349	32
5	<b>54 T. RAZGATLIOGLU</b>	TUR	PATA YAMAHA WorldSBK Official Team	Yamaha YZF R1		<b>1'50.659</b>	1'51.738		<b>1'50.659</b>	0.819	0.122	165,167	33
6	<b>7 C. DAVIES</b>	GBR	ARUBA.IT Racing - Ducati	Ducati Panigale V4 R		1'50.766	<b>1'50.724</b>		<b>1'50.724</b>	0.884	0.065	165,070	35
7	<b>19 A. BAUTISTA</b>	ESP	Team HRC	Honda CBR1000RR-R		1'51.000	<b>1'50.736</b>		<b>1'50.736</b>	0.896	0.012	165,052	35
8	<b>60 M. VAN DER MARK</b>	NED	PATA YAMAHA WorldSBK Official Team	Yamaha YZF R1		<b>1'50.765</b>	1'50.983		<b>1'50.765</b>	0.925	0.029	165,009	39
9	<b>45 S. REDDING</b>	GBR	ARUBA.IT Racing - Ducati	Ducati Panigale V4 R		1'50.893	<b>1'50.859</b>		<b>1'50.859</b>	1.019	0.094	164,869	35
10	<b>91 L. HASLAM</b>	GBR	Team HRC	Honda CBR1000RR-R		1'50.978	<b>1'50.890</b>		<b>1'50.890</b>	1.050	0.031	164,823	34
11	<b>76 L. BAZ</b>	FRA	Ten Kate Racing Yamaha	Yamaha YZF R1	IND	<b>1'51.081</b>	1'51.652		<b>1'51.081</b>	1.241	0.191	164,539	26
12	<b>50 E. LAVERTY</b>	IRL	BMW Motorrad WorldSBK Team	BMW S1000 RR		<b>1'51.113</b>	1'51.455		<b>1'51.113</b>	1.273	0.032	164,492	33
13	<b>12 X. FORES</b>	ESP	Kawasaki Puccetti Racing	Kawasaki ZX-10RR	IND	<b>1'51.203</b>	1'51.689		<b>1'51.203</b>	1.363	0.090	164,359	37
14	<b>77 M. SCHEIB</b>	CHI	ORELAC Racing VERDNATURA	Kawasaki ZX-10RR	IND	<b>1'51.384</b>	1'52.527		<b>1'51.384</b>	1.544	0.181	164,092	32
15	<b>31 G. GERLOFF</b>	USA	GRT Yamaha WorldSBK Junior Team	Yamaha YZF R1	IND	1'51.694	<b>1'51.449</b>		<b>1'51.449</b>	1.609	0.065	163,996	32
16	<b>64 F. CARICASULO</b>	ITA	GRT Yamaha WorldSBK Junior Team	Yamaha YZF R1	IND	1'51.982	<b>1'51.613</b>		<b>1'51.613</b>	1.773	0.164	163,755	32
17	<b>33 M. MELANDRI</b>	ITA	Barni Racing Team	Ducati Panigale V4 R	IND	<b>1'51.632</b>	1'51.675		<b>1'51.632</b>	1.792	0.019	163,727	25
18	<b>20 S. BARRIER</b>	FRA	Brixx Performance	Ducati Panigale V4 R	IND	<b>1'51.844</b>	1'52.476		<b>1'51.844</b>	2.004	0.212	163,417	24
19	<b>40 R. RAMOS</b>	ESP	OUTDO Kawasaki TPR	Kawasaki ZX-10RR	IND	<b>1'52.439</b>	1'53.125		<b>1'52.439</b>	2.599	0.595	162,552	30
20	<b>13 T. TAKAHASHI</b>	JPN	MIE Racing HONDA Team	Honda CBR1000RR-R	IND	1'53.230	<b>1'53.072</b>		<b>1'53.072</b>	3.232	0.633	161,642	35
21	<b>71 M. FERRARI</b>	ITA	Motocorsa Racing	Ducati Panigale V4 R	IND	1'53.581	<b>1'53.127</b>		<b>1'53.127</b>	3.287	0.055	161,564	39

04/09/2020

These data/results cannot be reproduced, stored and/or transmitted in whole or in part by any manner of electronic, mechanical, photocopying, recording, broadcasting or otherwise now known or herein after developed without the previous express consent by the copyright owner, except for reproduction in daily press and regular printed publications on sale to the public within 60 days of the event related to those data/results and always provided that copyright symbol appears together as follows below.

© DORNA WSBK ORGANIZATION Srl 2020

PIRELLI PERUGIA TIMING



Official Tyre Supplier



Official Timekeeper

## Pirelli Teruel Round, 4 - 6 September 2020

### Best Sectors & Speed Free Practice 2nd Session

MotorLand Aragon 5.077 m

BEST LAP			
1	21 M. RINALDI	Ducati Panigale V4 R	1'50.377
2	1 J. REA	Kawasaki ZX-10RR	1'50.651
3	7 C. DAVIES	Ducati Panigale V4 R	1'50.724
4	19 A. BAUTISTA	Honda CBR1000RR-R	1'50.736
5	45 S. REDDING	Ducati Panigale V4 R	1'50.859
6	91 L. HASLAM	Honda CBR1000RR-R	1'50.890
7	60 M. VAN DER MARK	Yamaha YZF R1	1'50.983
8	22 A. LOWES	Kawasaki ZX-10RR	1'50.993
9	66 T. SYKES	BMW S1000 RR	1'51.037
10	31 G. GERLOFF	Yamaha YZF R1	1'51.449
11	50 E. LAVERTY	BMW S1000 RR	1'51.455
12	64 F. CARICASULO	Yamaha YZF R1	1'51.613
13	76 L. BAZ	Yamaha YZF R1	1'51.652
14	33 M. MELANDRI	Ducati Panigale V4 R	1'51.675
15	12 X. FORES	Kawasaki ZX-10RR	1'51.689
16	54 T. RAZGATLIOGLU	Yamaha YZF R1	1'51.738
17	20 S. BARRIER	Ducati Panigale V4 R	1'52.476
18	77 M. SCHEIB	Kawasaki ZX-10RR	1'52.527
19	13 T. TAKAHASHI	Honda CBR1000RR-R	1'53.072
20	40 R. RAMOS	Kawasaki ZX-10RR	1'53.125
21	71 M. FERRARI	Ducati Panigale V4 R	1'53.127

SPEED			
1	19 A. BAUTISTA	Honda CBR1000RR-R	312,1
2	50 E. LAVERTY	BMW S1000 RR	309,5
3	33 M. MELANDRI	Ducati Panigale V4 R	309,5
4	91 L. HASLAM	Honda CBR1000RR-R	307,7
5	54 T. RAZGATLIOGLU	Yamaha YZF R1	307,7
6	21 M. RINALDI	Ducati Panigale V4 R	307,7
7	45 S. REDDING	Ducati Panigale V4 R	306,8
8	7 C. DAVIES	Ducati Panigale V4 R	306,8
9	20 S. BARRIER	Ducati Panigale V4 R	306,8
10	22 A. LOWES	Kawasaki ZX-10RR	306,8
11	64 F. CARICASULO	Yamaha YZF R1	305,9
12	60 M. VAN DER MARK	Yamaha YZF R1	305,1
13	1 J. REA	Kawasaki ZX-10RR	304,2
14	71 M. FERRARI	Ducati Panigale V4 R	303,4
15	66 T. SYKES	BMW S1000 RR	303,4
16	31 G. GERLOFF	Yamaha YZF R1	303,4
17	77 M. SCHEIB	Kawasaki ZX-10RR	302,5
18	12 X. FORES	Kawasaki ZX-10RR	301,7
19	13 T. TAKAHASHI	Honda CBR1000RR-R	300,8
20	40 R. RAMOS	Kawasaki ZX-10RR	300,0
21	76 L. BAZ	Yamaha YZF R1	296,7

SEG. 1			SEG. 2			SEG. 3			SEG. 4		
1	21 M. RINALDI	31.525	1	22 A. LOWES	31.087	1	19 A. BAUTISTA	21.278	1	21 M. RINALDI	26.243
2	1 J. REA	31.594	2	1 J. REA	31.105	2	1 J. REA	21.320	2	33 M. MELANDRI	26.261
3	7 C. DAVIES	31.659	3	21 M. RINALDI	31.120	3	91 L. HASLAM	21.367	3	45 S. REDDING	26.277
4	19 A. BAUTISTA	31.679	4	45 S. REDDING	31.197	4	21 M. RINALDI	21.391	4	7 C. DAVIES	26.280
5	45 S. REDDING	31.681	5	19 A. BAUTISTA	31.219	5	66 T. SYKES	21.457	5	22 A. LOWES	26.328
6	22 A. LOWES	31.702	6	66 T. SYKES	31.229	6	7 C. DAVIES	21.471	6	60 M. VAN DER MARK	26.363
7	66 T. SYKES	31.724	7	7 C. DAVIES	31.267	7	45 S. REDDING	21.474	7	19 A. BAUTISTA	26.379
8	91 L. HASLAM	31.738	8	76 L. BAZ	31.279	8	31 G. GERLOFF	21.481	8	91 L. HASLAM	26.389
9	76 L. BAZ	31.765	9	91 L. HASLAM	31.282	9	60 M. VAN DER MARK	21.518	9	1 J. REA	26.413
10	60 M. VAN DER MARK	31.765	10	60 M. VAN DER MARK	31.296	10	50 E. LAVERTY	21.526	10	50 E. LAVERTY	26.469
11	54 T. RAZGATLIOGLU	31.830	11	64 F. CARICASULO	31.363	11	22 A. LOWES	21.546	11	66 T. SYKES	26.495
12	31 G. GERLOFF	31.838	12	31 G. GERLOFF	31.396	12	54 T. RAZGATLIOGLU	21.569	12	64 F. CARICASULO	26.530
13	50 E. LAVERTY	31.869	13	12 X. FORES	31.401	13	76 L. BAZ	21.581	13	54 T. RAZGATLIOGLU	26.572
14	64 F. CARICASULO	31.898	14	50 E. LAVERTY	31.412	14	12 X. FORES	21.588	14	31 G. GERLOFF	26.581
15	12 X. FORES	31.927	15	20 S. BARRIER	31.517	15	33 M. MELANDRI	21.593	15	12 X. FORES	26.605
16	33 M. MELANDRI	31.936	16	33 M. MELANDRI	31.546	16	64 F. CARICASULO	21.669	16	71 M. FERRARI	26.629
17	77 M. SCHEIB	32.070	17	54 T. RAZGATLIOGLU	31.580	17	13 T. TAKAHASHI	21.763	17	20 S. BARRIER	26.632
18	13 T. TAKAHASHI	32.184	18	77 M. SCHEIB	31.646	18	77 M. SCHEIB	21.773	18	77 M. SCHEIB	26.667
19	40 R. RAMOS	32.353	19	40 R. RAMOS	31.748	19	20 S. BARRIER	21.889	19	13 T. TAKAHASHI	26.892
20	71 M. FERRARI	32.366	20	71 M. FERRARI	31.961	20	40 R. RAMOS	21.949	20	40 R. RAMOS	26.918
21	20 S. BARRIER	32.395	21	13 T. TAKAHASHI	31.970	21	71 M. FERRARI	21.986	21	76 L. BAZ	26.934

04/09/2020

These data/results cannot be reproduced, stored and/or transmitted in whole or in part by any manner of electronic, mechanical, photocopying, recording, broadcasting or otherwise now known or herein after developed without the previous express consent by the copyright owner, except for reproduction in daily press and regular printed publications on sale to the public within 60 days of the event related to those data/results and always provided that copyright symbol appears together as follows below.

© DORNA WSBK ORGANIZATION Srl 2020

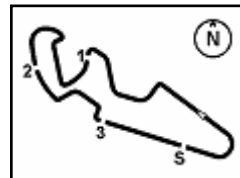
FICR PERUGIA TIMING



Official Tyre Supplier



Official Timekeeper



MotorLand Aragon 5.077 m

## Pirelli Teruel Round, 4 - 6 September 2020

### Ideal Times Free Practice 2nd Session

No.	Rider	Nat	Bike	Seg. 1	Seg. 2	Seg. 3	Seg. 4	Ideal Time			
				Diff. 1	Diff. 2	Diff. 3	Diff. 4	Best Lap	Pos.	Diff.	
1	21 M. RINALDI	ITA	Ducati Panigale V4 R	<b>31.525</b>	31.120	21.391 +0.098	<b>26.243</b>	<b>1'50.279</b>	1'50.377	1	0.098
2	1 J. REA	GBR	Kawasaki ZX-10RR	31.594 +0.068	31.105 +0.012	21.320 +0.113	26.413 +0.026	<b>1'50.432</b>	1'50.651	2	0.219
3	19 A. BAUTISTA	ESP	Honda CBR1000RR-R	31.679 +0.012	31.219	<b>21.278</b> +0.095	26.379 +0.074	<b>1'50.555</b>	1'50.736	4	0.181
4	45 S. REDDING	GBR	Ducati Panigale V4 R	31.681 +0.055	31.197 +0.175	21.474	26.277	<b>1'50.629</b>	1'50.859	5	0.230
5	22 A. LOWES	GBR	Kawasaki ZX-10RR	31.702 +0.074	<b>31.087</b>	21.546 +0.225	26.328 +0.031	<b>1'50.663</b>	1'50.993	8	0.330
6	7 C. DAVIES	GBR	Ducati Panigale V4 R	31.659	31.267	21.471	26.280 +0.047	<b>1'50.677</b>	1'50.724	3	0.047
7	91 L. HASLAM	GBR	Honda CBR1000RR-R	31.738	31.282 +0.073	21.367 +0.031	26.389 +0.010	<b>1'50.776</b>	1'50.890	6	0.114
8	66 T. SYKES	GBR	BMW S1000 RR	31.724	31.229 +0.014	21.457 +0.108	26.495 +0.010	<b>1'50.905</b>	1'51.037	9	0.132
9	60 M. VAN DER MARK	NED	Yamaha YZF R1	31.765	31.296	21.518 +0.041	26.363	<b>1'50.942</b>	1'50.983	7	0.041
10	50 E. LAVERTY	IRL	BMW S1000 RR	31.869 +0.123	31.412 +0.053	21.526 +0.003	26.469	<b>1'51.276</b>	1'51.455	11	0.179
11	31 G. GERLOFF	USA	Yamaha YZF R1	31.838 +0.030	31.396	21.481 +0.014	26.581 +0.109	<b>1'51.296</b>	1'51.449	10	0.153
12	33 M. MELANDRI	ITA	Ducati Panigale V4 R	31.936 +0.339	31.546	21.593	26.261	<b>1'51.336</b>	1'51.675	14	0.339
13	64 F. CARICASULO	ITA	Yamaha YZF R1	31.898 +0.012	31.363 +0.031	21.669 +0.067	26.530 +0.043	<b>1'51.460</b>	1'51.613	12	0.153
14	12 X. FORES	ESP	Kawasaki ZX-10RR	31.927 +0.079	31.401	21.588 +0.008	26.605 +0.081	<b>1'51.521</b>	1'51.689	15	0.168
15	54 T. RAZGATLIOGLU	TUR	Yamaha YZF R1	31.830 +0.056	31.580 +0.053	21.569 +0.078	26.572	<b>1'51.551</b>	1'51.738	16	0.187
16	76 L. BAZ	FRA	Yamaha YZF R1	31.765 +0.093	31.279	21.581	26.934	<b>1'51.559</b>	1'51.652	13	0.093
17	77 M. SCHEIB	CHI	Kawasaki ZX-10RR	32.070 +0.158	31.646	21.773 +0.087	26.667 +0.126	<b>1'52.156</b>	1'52.527	18	0.371
18	20 S. BARRIER	FRA	Ducati Panigale V4 R	32.395	31.517	21.889 +0.043	26.632	<b>1'52.433</b>	1'52.476	17	0.043
19	13 T. TAKAHASHI	JPN	Honda CBR1000RR-R	32.184 +0.207	31.970	21.763	26.892 +0.056	<b>1'52.809</b>	1'53.072	19	0.263
20	71 M. FERRARI	ITA	Ducati Panigale V4 R	32.366 +0.103	31.961	21.986	26.629 +0.082	<b>1'52.942</b>	1'53.127	21	0.185
21	40 R. RAMOS	ESP	Kawasaki ZX-10RR	32.353 +0.084	31.748	21.949	26.918 +0.073	<b>1'52.968</b>	1'53.125	20	0.157
<b>Overall Ideal Time</b>				31.525	31.087	21.278	26.243	<b>1'50.133</b>			

04/09/2020

These data/results cannot be reproduced, stored and/or transmitted in whole or in part by any manner of electronic, mechanical, photocopying, recording, broadcasting or otherwise now known or herein after developed without the previous express consent by the copyright owner, except for reproduction in daily press and regular printed publications on sale to the public within 60 days of the event related to those data/results and always provided that copyright symbol appears together as follows below.

© DORNA WSBK ORGANIZATION Srl 2020

FICR PERUGIA TIMING



Official Tyre Supplier



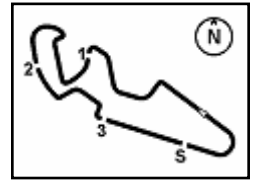
Official Timekeeper











## Pirelli Teruel Round, 4 - 6 September 2020 Chronological Analysis Free Practice 2nd Session

1		34.599	23.755	27.710		292,7	15:02'53.428
2	33.727	32.569	22.150	29.091	1'57.537	250,6	15:04'50.965
3	32.391	<b>31.970</b>	<b>21.763</b>	26.948	<b>1'53.072</b>	300,0	15:06'44.037
4	32.654	32.159	22.063	<b>26.892</b>	1'53.768	299,2	15:08'37.805
5	<b>32.184</b>	32.056	22.394	27.009	1'53.643	296,7	15:10'31.448
6	32.254	32.988	22.129	34.560	2'01.931P	295,1	15:12'33.379
7	5'57.577	32.993	21.985	26.986	7'19.541P	297,5	15:19'52.920
8	32.390	31.994	21.783	26.979	1'53.146	298,3	15:21'46.066
9	40.221	32.751	22.107	34.021	2'09.100P	293,5	15:23'55.166
10	12'59.532	33.129	22.319	28.261	14'23.241P	295,1	15:38'18.407
11	36.208	32.125	22.135	27.017	1'57.485	298,3	15:40'15.892
12	32.341	32.089	21.898	27.004	1'53.332	<b>300,8</b>	15:42'09.224
13	32.392	32.059	21.827	26.967	1'53.245	298,3	15:44'02.469
14	38.442	33.247	22.361	27.072	2'01.122	<b>300,8</b>	15:46'03.591
15	32.394	32.610	22.685	27.075	1'54.764	295,9	15:47'58.355
16	39.320	32.733	21.964	26.947	2'00.964	300,0	15:49'59.319
17	32.660	32.917	22.166	33.927	2'01.670P	295,1	15:52'00.989

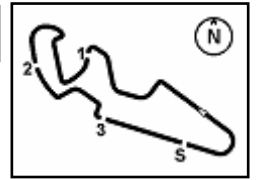
20° 40 R. RAMOS (1'53.125)							
Lap	Seg.1	Seg.2	Seg.3	Seg.4	Lap Time	km/h	Local Time
1		33.105	22.499	27.094		296,7	15:01'57.201
2	32.749	32.007	22.242	<b>26.918</b>	1'53.916	<b>300,0</b>	15:03'51.117
3	32.836	31.841	22.061	26.963	1'53.701	296,7	15:05'44.818
4	32.563	31.831	22.063	27.015	1'53.472	296,7	15:07'38.290
5	32.599	32.023	27.987	27.171	1'59.780	289,5	15:09'38.070
6	32.638	31.989	22.231	27.194	1'54.052	290,3	15:11'32.122
7	35.774	33.424	22.603	34.008	2'05.809P	288,0	15:13'37.931
8	15'59.058	33.217	22.134	27.070	17'21.479P	291,1	15:30'59.410
9	36.877	32.280	21.968	26.971	1'58.096	288,0	15:32'57.506
10	32.438	31.765	22.077	27.156	1'53.436	287,2	15:34'50.942
11	<b>32.353</b>	31.824	21.960	27.015	1'53.152	291,1	15:36'44.094
12	34.124	32.756	23.933	34.680	2'05.493P	282,0	15:38'49.587
13	6'29.268	32.243	22.061	27.131	7'50.703P	293,5	15:46'40.290
14	33.583	31.851	21.996	26.969	1'54.399	291,9	15:48'34.689
15	32.437	<b>31.748</b>	<b>21.949</b>	26.991	<b>1'53.125</b>	291,1	15:50'27.814

21° 71 M. FERRARI (1'53.127)							
Lap	Seg.1	Seg.2	Seg.3	Seg.4	Lap Time	km/h	Local Time
1		32.766	22.311	26.953		<b>303,4</b>	15:01'56.476
2	32.606	32.197	22.005	26.790	1'53.598	297,5	15:03'50.074
3	<b>32.366</b>	32.091	22.319	26.884	1'53.660	298,3	15:05'43.734
4	32.469	<b>31.961</b>	<b>21.986</b>	26.711	<b>1'53.127</b>	300,0	15:07'36.861
5	39.971	33.201	22.762	26.937	2'02.871	297,5	15:09'39.732
6	32.529	32.121	22.200	26.778	1'53.628	301,7	15:11'33.360
7	32.661	32.135	22.084	26.969	1'53.849	298,3	15:13'27.209
8	35.904	33.892	23.261	34.495	2'07.552P	294,3	15:15'34.761
9	9'08.001	33.166	22.185	27.051	10'30.403P	294,3	15:26'05.164
10	32.640	32.077	22.202	26.871	1'53.790	298,3	15:27'58.954
11	32.603	32.259	22.239	26.883	1'53.984	297,5	15:29'52.938
12	34.576	33.327	23.357	27.111	1'58.371	295,1	15:31'51.309
13	33.144	32.215	22.213	26.880	1'54.452	295,9	15:33'45.761
14	32.924	32.281	22.206	26.997	1'54.408	294,3	15:35'40.169
15	32.815	32.335	22.149	35.794	2'03.093P	295,9	15:37'43.262
16	5'10.223	32.485	22.358	26.905	6'31.971P	297,5	15:44'15.233
17	32.743	32.119	22.135	26.709	1'53.706	300,8	15:46'08.939
18	32.667	32.144	22.052	<b>26.629</b>	1'53.492	300,8	15:48'02.431
19	32.602	32.210	22.168	26.725	1'53.705	300,0	15:49'56.136
20	32.668	32.173	21.991	26.880	1'53.712	295,9	15:51'49.848

04/09/2020 P = Pits In/Out - C = Lap Time Cancelled

These data/results cannot be reproduced, stored and/or transmitted in whole or in part by any manner of electronic, mechanical, photocopying, recording, broadcasting or otherwise now known or herein after developed without the previous express consent by the copyright owner, except for reproduction in daily press and regular printed publications on sale to the public within 60 days of the event related to those data/results and always provided that copyright symbol appears together as follows below.

© DORNA WSBK ORGANIZATION Srl 2020



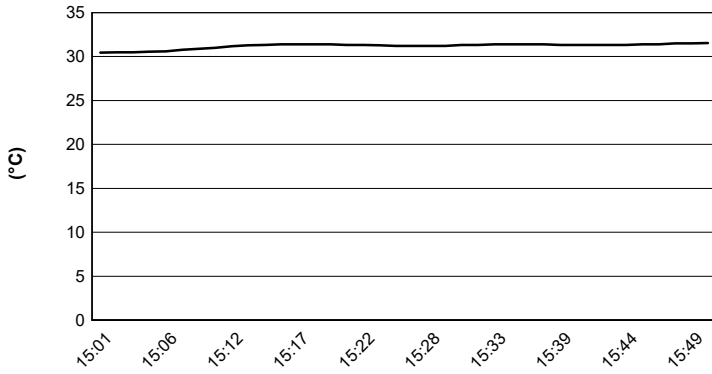
MotorLand Aragon 5.077 m

## Pirelli Teruel Round, 4 - 6 September 2020

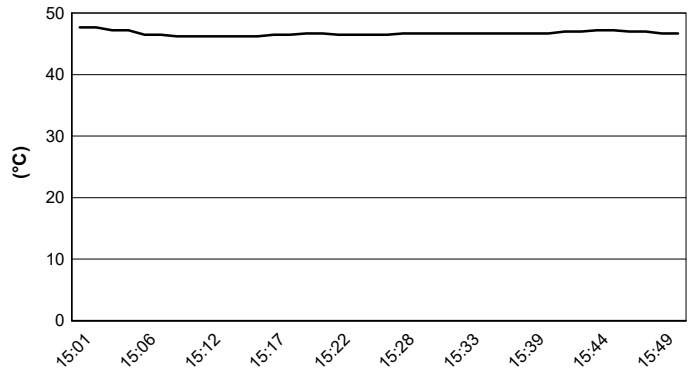
### Weather Report Free Practice 2nd Session

Session started 15:00 - Session ended 15:52

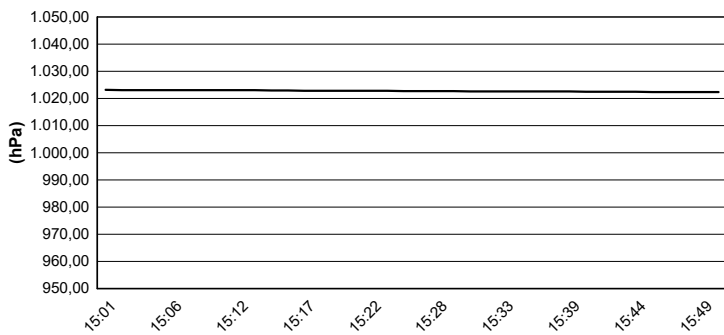
#### Air Temperature



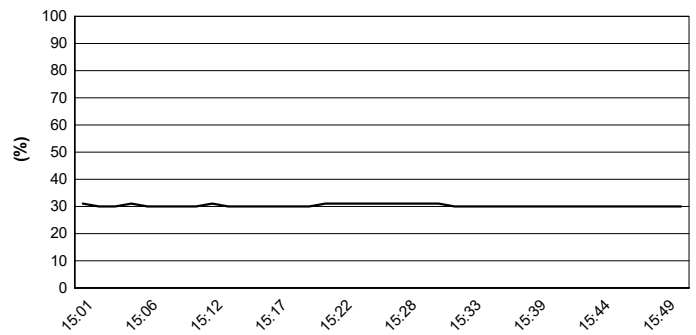
#### Track Temperature



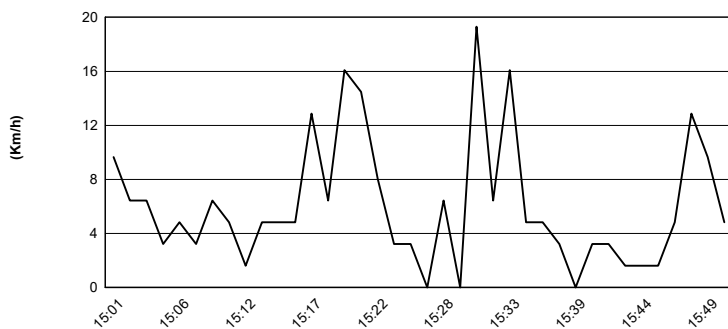
#### Air Pressure



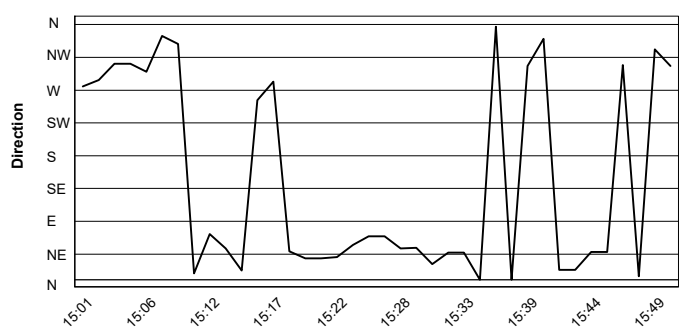
#### Humidity



#### Wind Speed



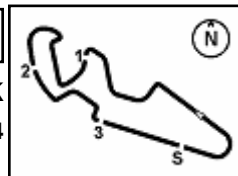
#### Wind Direction



04/09/2020

These data/results cannot be reproduced, stored and/or transmitted in whole or in part by any manner of electronic, mechanical, photocopying, recording, broadcasting or otherwise now known or herein after developed without the previous express consent by the copyright owner, except for reproduction in daily press and regular printed publications on sale to the public within 60 days of the event related to those data/results and always provided that copyright symbol appears together as follows below.

© DORNA WSBK ORGANIZATION Srl 2020



## Pirelli Teruel Round, 4 - 6 September 2020

### Best Laps & Speeds

No.	Rider Bike	Nat	Best Lap		FP1		FP2											
			LL	SPD	LL	SPD	LL	SPD										
1	21 M. RINALDI Ducati Panigale V4 R	ITA	1'49.840	36 307,6	1'49.840	15 306,8	1'50.377	21 307,6										
2	1 J. REA Kawasaki ZX-10RR	GBR	1'49.841	39 305,9	1'49.841	17 305,9	1'50.651	22 304,2										
3	22 A. LOWES Kawasaki ZX-10RR	GBR	1'50.347	23 309,4	1'50.347	11 309,4	1'50.993	12 306,8										
4	66 T. SYKES BMW S1000 RR	GBR	1'50.537	32 305,9	1'50.537	14 305,9	1'51.037	18 303,3										
5	54 T. RAZGATLIOGLU Yamaha YZF R1	TUR	1'50.659	33 309,4	1'50.659	15 309,4	1'51.738	18 307,6										
6	7 C. DAVIES Ducati Panigale V4 R	GBR	1'50.724	35 309,4	1'50.766	16 309,4	1'50.724	19 306,8										
7	19 A. BAUTISTA Honda CBR1000RR-R	ESP	1'50.736	35 314,8	1'51.000	15 314,8	1'50.736	20 312,1										
8	60 M. VAN DER MARK Yamaha YZF R1	NED	1'50.765	39 306,8	1'50.765	17 306,8	1'50.983	22 305,0										
9	45 S. REDDING Ducati Panigale V4 R	GBR	1'50.859	35 306,8	1'50.893	19 306,8	1'50.859	16 306,8										
10	91 L. HASLAM Honda CBR1000RR-R	GBR	1'50.890	34 309,4	1'50.978	18 309,4	1'50.890	16 307,6										
11	76 L. BAZ Yamaha YZF R1	FRA	1'51.081	26 300,8	1'51.081	19 300,8	1'51.652	7 296,7										
12	50 E. LAVERTY BMW S1000 RR	IRL	1'51.113	33 312,1	1'51.113	17 312,1	1'51.455	16 309,4										
13	12 X. FORES Kawasaki ZX-10RR	ESP	1'51.203	37 302,5	1'51.203	19 302,5	1'51.689	18 301,6										
14	77 M. SCHEIB Kawasaki ZX-10RR	CHI	1'51.384	32 304,2	1'51.384	14 304,2	1'52.527	18 302,5										
15	31 G. GERLOFF Yamaha YZF R1	USA	1'51.449	32 309,4	1'51.694	16 309,4	1'51.449	16 303,3										
16	64 F. CARICASULO Yamaha YZF R1	ITA	1'51.613	32 305,9	1'51.982	10 297,5	1'51.613	22 305,9										
17	33 M. MELANDRI Ducati Panigale V4 R	ITA	1'51.632	25 313,0	1'51.632	13 313,0	1'51.675	12 309,4										
18	20 S. BARRIER Ducati Panigale V4 R	FRA	1'51.844	24 306,8	1'51.844	13 305,0	1'52.476	11 306,8										
19	40 R. RAMOS Kawasaki ZX-10RR	ESP	1'52.439	30 304,2	1'52.439	16 304,2	1'53.125	14 300,0										
20	13 T. TAKAHASHI Honda CBR1000RR-R	JPN	1'53.072	35 303,3	1'53.230	19 303,3	1'53.072	16 300,8										
21	71 M. FERRARI Ducati Panigale V4 R	ITA	1'53.127	39 304,2	1'53.581	20 304,2	1'53.127	19 303,3										

04/09/2020

These data/results cannot be reproduced, stored and/or transmitted in whole or in part by any manner of electronic, mechanical, photocopying, recording, broadcasting or otherwise now known or herein after developed without the previous express consent by the copyright owner, except for reproduction in daily press and regular printed publications on sale to the public within 60 days of the event related to those data/results and always provided that copyright symbol appears together as follows below.

© DORNA WSBK ORGANIZATION Srl 2020

PIRELLI PERUGIA TIMING



Official Tyre Supplier



Official Timekeeper